

Piotr Wahl

# **ENGLISH - 99**

uniwersalny kurs komunikacyjny  
języka angielskiego

Szczecin  
1999  
copyright by Piotr Wahl



## Spis treści

### Wstęp 5

*Introduction 5*

1. Wymowa / Transkrypcja [EXTRA: słowa pytajne] 6  
*Pronunciation / Transcription [EXTRA: Question Words (Wh-Words)] 6*
2. Być 14  
*To be 14*
3. Mieć 16  
*To have 16*
4. Czasowniki nienormalne – A 18  
*Anomalous Verbs – A 18*
5. Czasowniki nienormalne – B 20  
*Anomalous Verbs – B 20*
6. Konstrukcje domniamaniowe [EXTRA: wszystkie czasowniki nienormalne V<sub>a</sub>] 22  
*Probability Constructions [EXTRA: all the Anomalous Verbs] 22*
7. Literowanie 24  
*Spelling 24*
8. Liczebniki + konstrukcja *there is / are* 26  
*Numerals + there is / are 26*
9. Czas terażniejszy prosty (ogólny) + dni, miesiące, pory roku 28  
*The Present Simple + days, months, seasons 28*
10. Czas terażniejszy progresywny [EXTRA: tryb rozkazujący] 30  
*The Present Continuous / Progressive [EXTRA: Imperative] 30*
11. Czas przeszły prosty (historyczny) [WYMOWA I: Upodobnienie – A] 32  
*The Simple Past [PRONUNCIATION I: Assimilation – A] 32*
12. Czas terażniejszy dopunktowy [WYMOWA II: Upodobnienie – B] 34  
*The Present Perfect [PRONUNCIATION II: Assimilation – B] 34*
13. Stopniowanie [WYMOWA III > Elizja] 36  
*Comparison [PRONUNCIATION III: Elision] 36*
14. Rzeczowniki niepoliczalne [WYMOWA IV: Formy słabe – A] 38  
*Uncountables [PRONUNCIATION IV: Weak Forms – A] 38*
15. Artykuły – A 40  
*Articles – A 40*
16. Czas przeszły progresywny [EXTRA: czasownik nienormalny *dare*] 42  
*The Past Continuous / Progressive [EXTRA: *dare*] 42*
17. Czas terażniejszy progresywno-dopunktowy & przeszły dopunktowy 44  
*The Present Perfect Continuous / Progressive & the Past Perfect 44*
18. Artykuły – B 46  
*Articles – B 46*
19. Czas przyszły prosty (intencjonalny) & progresywny [POWTÓRZENIE: Pytania] 48  
*The Future Simple & Continuous / Progressive [REVISION: Questions] 48*
20. Przyszły dopunktowy & progresywno-dopunktowy [POWTÓRZENIE: nie + V] 50  
*The Future Perfect & the Future Perfect Continuous [REVISION: Negations] 50*
21. Czasy – podsumowanie [EXTRA: inwersja literacka] 52  
*The Tenses – Revision [EXTRA: Literary Inversion] 52*
22. Pytania koniuzkowe 54  
*Tag Questions 54*
23. Rzeczowniki i zaimki osobowe [WYMOWA V: Formy słabe – B] 56  
*Nouns & Personal Pronouns [PRONUNCIATION V: Weak Forms – B] 56*
24. Strona bierna 58  
*The Passive Voice 58*
25. Zdania warunkowe 60  
*Conditionals 60*

- 26. Zdania & zaimki względne 62  
Relative Clauses & Pronouns 62
- 27. Zdania czasu, miejsca, sposobu, przyczyny, wyniku, zezwolenia, porównania 64  
Clauses of Time, Place, Manner, Reason, Result, Comparison, Concession 64
- 28. Zdania celowe 66  
Purpose Clauses 66
- 29. Mowa zależna i następstwo czasów 68  
Reported Speech & Sequence of Tenses 68
- 30. Konstrukcja kauzatywna [EXTRA: Make w kontraście do czasownika do] 70  
The Causative [EXTRA: make vs do] 70
- 31. Typy zdań – A 72  
Types of Sentences – A 72
- 32. Typy zdań – B 74  
Types of Sentences – B 74
- 33. Tryb koniunktywny 76  
Subjunctive 76
- Aneks 1. Czasowniki nieregularne 78  
Appendix 1. Irregular Verbs 78
- Aneks 2. Przyimki 82  
Appendix 2. Prepositions 82
- Aneks 3. Zaimki 84  
Appendix 3. Pronouns 84
- Aneks 4. Łączniki 86  
Appendix 4. Conjunctions 86
- Aneks 5. Głoski angielskie 88  
Appendix 5. The English Phonemes 88
- Aneks 6. Czasowniki frazowe 89  
Appendix 6. Phrasal Verbs 89
- Klucz 93  
Key 93

# Introduction

**English – 99** jest **uniwersalnym** kursem języka angielskiego, gdyż może:

- korzystać z niego zarówno **początkujący**, jak i **zaawansowany**;
- służyć jako **jedyny wiodący podręcznik** lub jako **dodatkowe źródło**;
- służyć **do pracy z nauczycielem**, jak również **do samodzielnej nauki**.

**English – 99** jest kursem **komunikacyjnym** języka angielskiego; znaczy to, że po przerobieniu tego kursu uczeń / student powinien być w stanie poprawnie porozumieć się (komunikować się) po angielsku w zakresie większości sytuacji życiowych. Kurs ten jest więc praktycznym narzędziem, dzięki któremu uczący się powinien wyrobić u siebie **umiejętność mówienia** po angielsku i **rozumienia** tego języka.

**English – 99** ma w tytule liczbę **99**; jest to **liczba godzin**, jaka jest **potrzebna do przerobienia tego kursu**, po trzy godziny na każdą jednostkę. Jeżeli ktoś mógłby poświęcić na naukę dziennie trzy godziny, to skończyłby ten podręcznik i nabył umiejętność komunikowania się po angielsku w 33 dni; jeżeli poświęciłby na naukę tylko godzinę dziennie, zamierzony cel osiągnąłby po 99 dniach.

Jednostką pojemności jest litr, długości – metr, ciężaru – kilogram; natomiast jednostką mowy (mówienia) jest **zdanie**. Mówić w danym języku znaczy formułować ciągi zdań w tym języku; aby sformułować zdanie, potrzeba **wyrazów** oraz **reguł**, według których można te wyrazy łączyć w logiczne całości (zдания). Zbiór takich wyrazów stanowi **leksykę języka**, a zbiór takich reguł – **gramatykę języka**. Gramatyka jest skończonym zbiorem reguł (przepisów) na tworzenie skończonej liczby zdań-wzorców i można ją stosunkowo szybko opanować. Leksyka jest olbrzymim zbiorem (w angielskim jest prawie milion wyrazów), składającym się z wielu podzbiorów, z których większość stale rośnie; gruntowne zapoznanie się z tym zbiorem jest procesem wieloletnim; naukę należy rozpocząć od skończonych (= nierosnących) zbiorów leksykalnych, takich jak zaimki, przyimki, łączniki, liczby, etc.

Po opanowaniu kognitywnym (= zrozumieniu, poznaniu) leksyki i gramatyki, trzeba tak długo ćwiczyć (= drylować, powtarzać) kodowanie (= **mówienie i pisanie**) oraz dekodowanie (= **słuchanie i czytanie**), aż wykształci się **automatyzm** kodowania i dekodowania; czyli posługując się danym językiem nie będziemy myśleć o formie, tylko wyłącznie o treści. Umiejętność posługiwania się językiem jest bowiem taką samą – tylko dużo bardziej skomplikowaną – umiejętnością, jak umiejętność prowadzenia samochodu.

**English – 99** został tak skomponowany, by proces dochodzenia do automatyzmu w posługiwaniu się językiem angielskim był jak najefektywniejszy. Pierwsza lekcja przedstawia dźwięki języka angielskiego i ich transkrypcję (= zapis symboliczny); na końcu podręcznika znajduje się sześć aneksów, z których cztery są zamkniętymi podzbiórami leksykalnymi. Pozostałe lekcje mają stały schemat:

1. **INPUT** ► prezentacja materiału gramatycznego, często w formie tabelarycznej;
2. **EXAMPLES** ► przykłady użycia wprowadzonego materiału;
3. **EXERCISES** ► schematyczne ćwiczenia w celu zautomatyzowania formy;
4. **SPEECH** ► przejście do swobodnego mówienia w zakresie wprowadzonego materiału;
5. **PURPOSE** ► przedstawienie praktycznego celu, dla którego dany materiał został wprowadzony;
6. **PRONUNCIATION** ► omówienie jakiegoś problemu fonetycznego (tylko w niektórych lekcjach).

Polskie tłumaczenia są zawsze oddane **niebieskim fontem**. Ważniejsze informacje są wyakcentowane za pomocą **czernego fontu** i / lub **żółtego obramowania**; **czernym fontem** zapisuje się też transkrypcję. Każda lekcja zakończona jest ramką zatytułowaną

--	--

jest to zaproszenie do interaktywnej nauki.

### UŻYTE TERMINY, SKRÓTY I SYMBOLE

ADJ = ADJECTIVE = przymiotnik

ADV = ADVERB = przysłówek

C = COUNTABLE = rzeczownik policzalny

if-CLAUSE = zdanie podrzędne zaczynające się od słowa *jeżeli*

IND = INDICATIVE = tryb oznajmujący

INF = INFINITIVE = goły bezokolicznik

N = NOUN = rzeczownik

OBJ = OBJECT = dopełnienie

PL = PLURAL = liczba mnoga

PREP = PREPOSITION = przyimek

PRON = PRONOUN = zaimek

sb = somebody = ktoś

SING = SINGULAR = liczba pojedyncza

sth = something = coś

SUB = SUBJECT = podmiot

SUBJ = SUBJUNCTIVE = *coniunctivus* (tryb koniunktywny)

that-CLAUSE = zdanie podrzędne zaczynające się od słowa *że*

to-INF = to-INFINITIVE = bezokolicznik z partykułą (słówkiem) *to*

U = UNCOUNTABLE = rzeczownik niepoliczalny

V = VERB = czasownik

V<sub>a</sub> = ANOMALOUS VERB = czasownik nienormalny

wh-WORD = słowo pytajne (jak, gdzie, kiedy...)

∅ = brak artykułu (rodzajnika) lub partykuły *to*

III FORM = trzecia forma czasownika (imiesłów bierny)

~ing / ingFORM = imiesłów czynny

/ = albo

[...] = transkrypcja wymowy

(...)= dodatkowa informacja

RP = Received Pronunciation = forma typowa dla płd.-wsch. Anglii

USA = Unitek States of America = forma typowa dla standardu amerykańskiego

/ʔ/ = glottal stop wybuch w gardle (głoska wybuchowa gardłowa)

# 1. Lesson One ► Pronunciation / Transcription

*All that glitters is not gold.*

## INPUT

- **English Transcription** transkrypcja angielska

Każdy dźwięk ma swój symbol graficzny (np. dźwięk reprezentowany przez polską literę *ż* ma symbol [ʒ]), a każdy symbol reprezentuje tylko jeden dźwięk, np. symbol [tʃ] oznacza polską zbitkę literową *cz*.

samogłoski: [ʌ], [ɑ:], [e], [ɜ:], [ə], [æ], [i:], [ɪ], [ɒ], [o:], [u], [u:]  
 dwugłoski: [əu] = [əw], [iə] = [jə], [eə], [uə] = [wə], [ei] = [ej], [ai] = [aj], [au] = [aw], [oi] = [oj]  
 trójgłoski: [eia] = [ejə], [əuə] = [əwə], [aia] = [ajə], [auə] = [awə], [oia] = [ojə]  
 spółgłoski: [p], [b], [t], [d], [k], [g], [tʃ], [dʒ], [f], [v], [θ], [ð], [s], [z], [ʃ], [ʒ], [h], [m], [n], [ŋ], [l], [r], [j], [w]

I tak w słowach *girl* [gɜ:l], *burn* [bɜ:n], *learn* [lɜ:n], *perm* [pɜ:m], *work* [wɜ:k] pięć różnych zbitek literowych (-ir-, -ur-, -ear-, -er-, -or-) czyta się (= wymawia się) w identyczny sposób – jako dźwięk (głoskę) [ɜ:]. I odwrotnie: każda z głosek jest zazwyczaj oddawana w piśmie (zapisywana) przez różne litery lub zbitki literowe, np. głoska [i:] jest oddawana przez -e-, -ee-, -ea-, -ie-, -i-, -ae-, -oe- (czyli wszystkie te zbitki literowe czyta się tak samo, jak [i:]): *me* [mi:], *feet* [fi:t], *tea* [ti:], *piece* [pi:s], *machine* [mə'ʃi:n], *Caesar* ['si:zə], *Oedipus* ['i:dɪpəs]. Trudno uczyć się jakiś reguł, gdyż jest za dużo wyjątków, a same reguły są zbyt skomplikowane; np. -oo- czyta się najczęściej jako [u] lub [u:] (*good*, *room*, *food*, *moon*), ale *blood* czyta się [blʌd]. Wniosek: trzeba się najpierw nauczyć transkrypcji, a potem **ucząc się nowego słowa należy zapamiętywać oddzielnie jego pisownię (1), wymowę (2) i znaczenie (3)**. Np. *through* pisze się jak widać: t-h-r-o-u-g-h (1), wymawia się [θru:] (2), a znaczy (polskim ekwiwalentem – równoważnikiem – znaczeniowym jest słowo) „przez” (3).

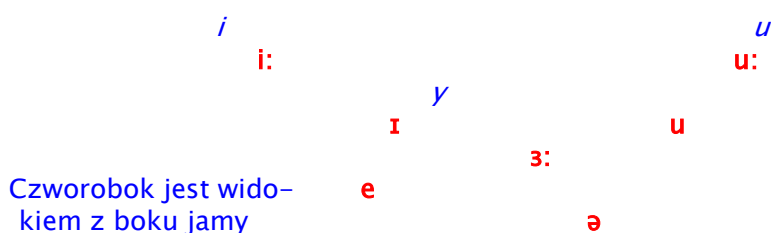
<i>l.p.</i>	<i>głoska</i>	<i>instrukcja wymowy</i>	<i>litera/zbitka literowa</i>	<i>przykład</i>
1	2	3	4	5
<b>Samogłoski (patrz czworobok samogłosek)</b>				
1.	[ʌ]	krótkie „a”, od niechcenia	u, o, ou	<i>cut, son, young</i> but: <i>blood, one</i>
2.	[ɑ:] [ɑ:]	długie „a”, bardziej tylne	a, ar	<i>car, tomato</i> but: <i>aunt, clerk, sergent, heart</i>
3.	[e]	usta bardziej przymknięte	e, ea	<i>let, head</i> but: <i>ate, any, many, Thames, says, said, leopard</i>
4.	[ɜ:]	złe „e”, bardziej tylne, pośrednie między pol. „e” i „u”	er, ir, ur, yr, or, ear	<i>bird, turn, work, earth</i> but: <i>colonel, journal, courteous</i>
1	2	3	4	5
5.	[ə]	„e” od niechcenia, czasem słabo słyszalne	a, ar, e, er, i, o, or, ou, u, ir, yr, our, ough, ur, ure, re	<i>along, forward, problem, modern, effort, famous, surprise, china, collar, doctor, borough, murmur, centre</i> but: <i>cupboard, Isaac, Edinburgh</i>
6.	[æ]	beczące „e”, wymawiamy	a	<i>map, carry</i>

		„e” z ustami otwartymi do „a”		but: plaid, plait
7.	[i:]	długie „i”, jak pol. „yj”	e, ee, ea, ie, i, oe, ae	even, feet, tea, field, machine, prestige, Caesar but: key, quay, people, suite, Leigh
8.	[ɪ]	krótkie „i” od niechcenia, dźwięk pośredni między „e” i „y”	i, y, e, a, ay, ey	sit, lynch, become, places, started, hardest, delicate, money but: women, busy, lettuce, minute, forehead
9.	[ɒ]	krótkie „o”, dużo bardziej niskie, gardłowe brzmienie	o, a	top, want but: yacht, because, cough
10.	[o:]	długie „o”, usta w lekki dziubek	or, ore, oar, our, ough, a, ar, au, aw	short, four, all, sauce, awe, saw but: door, corps, broad, water
11.	[u] [ʊ]	„u” od niechcenia, krótkie, bardziej przednie	u, oo	put, bullet, good but: could, bouquet, bosom, wolf, Worcester
12.	[u:]	„u” długie, bardziej energiczne, jak pol. „uł”	u, oo, eu, ew, ou, ue, ui	rude, food, neuter, view, you, soup, blue but: canoe
<b>Dwugłoski (drugi element słaby)</b>				
1	2	3	4	5
13.	[uə] [ʊə]	pol. „ue” („te”)	our, oor, ur	tour, poor, pure, jury
14.	[iə] [ɪə]	pol. „ye” (słabe „e”)	ea, ear, eer, ere, i	idea, queer, merely, material, furious but: weir, weird, beer, lan
15.	[eə] [ɛə]	przedłużone otwarte „e”	ar, air, aero, ear	dare, parent, pair, bear but: there, wear, prayer, mayor, scarce, area, canary, Aaron
16.	[oi]	pol. „oy”	oi, oy	coin, boy
17.	[ei] [ɛɪ]	pol. „ey”	a, ai, ay	lady, rain, day but: chamber, hasten, gaol, gauge
18.	[ai] [aɪ]	pol. „ay”	i, y, ie	like, my, lie but: viscount, indict, island, prophesy
19.	[au] [aʊ]	pol. „ał” („ł” trochę teatralne)	ou, ow	out, brown but: thou
1	2	3	4	5
20.	[əʊ] [oʊ] [ʊʊ]	pol. „eł” („e” złe, „ł” teatralne)	o, ol, oa, oe, ost, ou, ow	go, poet, old, oak, toe but: don't, gross, brooch, sew, mauve, beau
<b>Trójgłoski (środkowy element z tendencją do zanikania)</b>				
21.	[eɪə] [eɪə]		ay, ey	prayer, surveyor
22.	[aɪə] [aɪə]		i, ire, yr	fire, but: choir, iron, irony
23.	[aʊə] [aʊə]		ower, our	tower, our, flour

angielskie

głoski polskie

głoski



ustnej. Miejsce symbolu  
jest najwyższym punktem

języka przy wymawianiu  
dźwięku.

- CZWOROBOK SAMOGŁOSEK

e æ  
o  
^ a a: o

Spółgłoski				
1	2	3	4	5
24.	[ð]	głoska słaba, język tuż za zębami, „w” wymówione z wydmuchem	th	this, brother, with
25.	[θ]	mocna, język tuż za zębami, „f” wymówione z silnym wydmuchem	th	think, author, mouth
26.	[ŋ]	jak w pol. słowach ręka [renka], kangur, bank	ng, n	sing, stronger
27.	[z]	lekko sepleniące „z”, język do dziąseł, słabe	z, zz, s	zoo, jazz, nose
28.	[s]	lekko sepleniące „s”, język do dziąseł, mocne	s, se, ss, c, sc	sit, this, base, cease, loose, precise, class, cellar, science but: scissors, possess, hussar, dissolve, miser, dismal, was, is, as
29.	[ʒ]	słabe „ż”, warszawskie, zmiękczone	si, s, ge	invasion, treasure, usual, beige but: seizure
30.	[ʃ]	mocne „sz”, warszawskie, zmiękczone	sh, si, ci, sci, ti, ssi, s, ss, ch	shell, Asia, gracious, conscious, station, sure, champagne, machine but: schedule, anxious
1	2	3	4	5
31.	[dʒ]	słabe „dż”, warszawskie, zmiękczone	j, g, dg	jump, age, bridge but: soldier, Norwich
32.	[tʃ]	mocne „cz”, warszawskie, zmiękczone	ch, tch, t, c	church, watch, nature, concerto
33.	[l]	przed samogłoskami – polskie „l” inne pozycje – teatralne „ł”	l, ll	feeling, oily, really feel, tell, will she?
34.	[r]	bardziej podobne do pol. „ż” niż „r”, jedno uderzenie języka, wymawiane tylko przed samogłoską (RP)	r, rr	sorry, bread, raw
35.	[h]	słabiej niż pol. „h”	h, wh	hot, who
36.	[j]	słabiej niż pol. „j”	j, y, i, e	yes, few, tune
37.	[p]	mocne, na początku wyrazu z przydechem	p, pp	paper, happy
38.	[k]	mocne, na początku wyrazu z przydechem	k, c	car, kettle
39.	[t]	mocne, na początku wyrazu z przydechem + koniec języka dotyka górnych dziąseł	t, tt, ed	test, notice, better, passed, walked but: thyme, Thomas, Theresa, Anthony
40.	[d]	słabe, koniec języka dotyka górnych dziąseł	d, dd, ed	did, add, stayed
41.	[n]	koniec języka dotyka górnych dziąseł	n, nn, gn	nine, inn, gnaw, sign
42.	[b]	słabe, jak pol. „b”	b, bb	bed, hobby
43.	[g]	słabe, jak pol. „g”	g, gg	gate, egg
44.	[f]	jak pol. „f”	f, ff, ph,	fine, offer, photo, laugh

			gh	but: lieutenant
45.	[m]	jak pol. „m”	m, mm	man, summer
46.	[v]	jak pol. „w”	v	vivid, but: of, Stephen
47.	[w]	jak pol. „t”	w, wh, u	warm, what, quick but: who, whole

## EXERCISES - Vowels *samogłoski*

### I.

/ʌ/ ► up - club - love - does /dʌz/ - son - plug - much - bug - run  
 /ɑ:/ ► car - star - are - art - arm - cart - march - bark - harm  
 /e/ ► ate /et/ - set - head - pen - beg - left - tent - bell - tell  
 /ɜ:/ ► err - earn - sir - germ /dʒɜ:m/ - heard - bird - turn - hurt - search  
 /ə/ ► along - effort - china /tʃaɪnə/ - teacher - colour /kʌlə/ - centre - atom /'ætəm/  
 /æ/ ► add - ass - sat - pan - bag - man - pack - land - lass  
 /i:/ ► eat - tea - see - ease /i:z/ - deep - sheep - leave /li:v/ - beat - deed  
 /ɪ/ ► it - is - dip - ship - live /lɪv/ - bit - hit - lid - did  
 /ɒ/ ► pot - odd - top - sob - knock /nok/ - soft - cost - cot - dock  
 /o:/ ► or - bore - store - short - cork - caught /ko:t/ - dawn /do:n/ - stalk /sto:k/ - pork  
 /u/ ► room - foot - stood - book - took - bush - push - put - should /ʃud/  
 /u:/ ► two - who - blue - soup - school - few - dew /dju:/ - tune - news /nju:z/

### II. /i: - ɪ/

eat - it  
 ease - is  
 leave - live  
 beat - bit  
 lead - lid  
 deed - did  
 feel - fill  
 least - list  
 sheep - ship

### III. /æ - e/

sat - set  
 bad - bed  
 had - head  
 man - men  
 lass - less  
 pack - peck  
 bag - beg  
 land - lend  
 sand - send

### IV. /ʌ - ɑ:/

cup - carp  
 some - psalm /sa:m/  
 bud - bard  
 hut - heart  
 cut - cart  
 done - darn  
 hush - harsh

### V. /o: - ɒ/

stalk - stock  
 pork - pock  
 dawn - don  
 caught - cot  
 cord - cod  
 cork - cock  
 short - shot

## VI. /e - ɪ/

set - sit  
 led - lid  
 ten - tin  
 beg - big  
 left - lift  
 tent - tint  
 sex - six

## VII. /ɒ - ɑ:/

cot - cart  
 hot - heart  
 don - darn  
 dock - dark  
 lock - lark  
 lost - last  
 box - barks

## VIII. /u: - u/

cooed - could  
 wooed - would  
 shoed - should  
 Luke - look  
 fool - full  
 pool - pull

## IX. /ei/

pay - day - say - age - gate - raid - taste - fate - rain - main - eight - lace

## X. /ai/

high - why - ice - light - ride - time - style - pry - buy - tide

## XI. /oi/

toy - boy - point - coin - oil - toil

## XII. /au/

bough - sow *maciora* - cow - how - loud - vow - brow - foul - fowl - howl - owl

## XIII. /auə/

tower - shower - our - flour - devour - sour - cower - bower

## XIV. /əu/ /ou/

owe - foe - sew - foam - float - own - bone - woke - boast

## XV. /iə/

mere - tear - fear - pierce - beard - ear - beer - weir

**EXERCISES** - Consonants *spółgłoski*

## XVI. /h/ &amp; /j/

heat - hill - hat - hard - hot - huge - behave - perhaps  
 few /fju:/ - due /dju:/ - suit /sju:t/ - onion - yes - year - unit - Europe

## XVII. /t/ &amp; /d/ &amp; /n/

test - notice - better - passed - walked - thyme - Thomas - Theresa /tə'ri:zə/ - twenty - net  
 down - deny - duty - idiot - tedious - did - lady - daddy - rubbed - stayed  
 nine - inn - inner - sign

## XVIII. /s/ &amp; /z/

sick - essence - sit - speak - this - bus - bricks - persist - also

zoo - zest - zone - disease - deserve - as - is - was - has - his

XIX. /ʃ/ & /ʒ/

she - show - short - ash - dish - conscious - anxious  
rouge - beige - leisure - treasure - decision - garage

XX. /tʃ/ & /dʒ/

chop - cheap - each - catch - lunch - match  
gin - joke - gesture - large - soldier - judge

XXI. /l/

1. lead - let - lamp  
2. seal - will - shall - call - dull - field - film - help - salt - dolls - pulse - bulge - eagle - travel - awful

XXII. /r/

read - raw - road - rash - correct - arrange - thorough - era - carry - break - draw - dry - green

XXIII. /ŋ/

ping - sing - bang - sung - pink - sink - bank - sunk - anchor - ankle - rankle - tinkle - anger - angle - wrangle - tingle

XXIV. /θ/

thick - thin - thank - thing - mouth - worth - nothing - author - three - thrash - throb - thrift

XXV. /ð/

they - those - there - clothe - breathe - bathe - teething - clothing

XXVI. **Zapisać transkrypcją.**

1. one of these streets
2. leave them to me
3. tell your friend
4. get the bed ready
5. that's a bad man
6. half past
7. dust and mud
8. it's much harder
9. too good to be true
10. name the day
11. my wife and I
12. I'll write it in my diary

XXVII. **Przeczytaj i zapisz ortograficznie.**

1. /raʊnd ðə taʊn/
2. /ðə kaʊz ər aʊt/
3. /hi: fəʊtɪd aʊt laʊd/
4. /gəʊ haʊm/
5. /aɪ daʊnt naʊ/
6. /ɪn hə haʊs/
7. /ɪz henri hɪə?/
8. /ju: nju: ɪt/
9. /hi: dɪd ɪt/
10. /səm so:sɪz/

## EXTRA INPUT

• **Question Words (Wh-words)**

Who...? /hu:/ <i>kto</i>	How...? /hau/ <i>jak</i>
Who... for? /hu: fo:/ <i>dla kogo</i>	Why...? /wai/ <i>dlaczego</i> Because... <i>ponieważ</i>
Who... with? /...wiɪð/ <i>z kim</i>	What...? /wot/ <i>co</i>
Whom...? /hu:m/ <i>komu</i>	What... like? /wot laɪk/ <i>jaki</i>
When...? /wen/ <i>kiedy</i>	Whose...? /hu:z/ <i>czyj</i>
Where...? /weə/ <i>gdzie</i>	Which...? /wɪtʃ/ <i>który</i>

## PURPOSE

Aby mówić jakimś językiem, trzeba wprawdzie nauczyć się wymowy tego języka. Niektóre języki mają wymowę stosunkowo prostą dla Polaka (na przykład – włoski), inne – bardzo trudną; angielski niestety ma wymowę bardzo trudną: większość głosek angielskich wymawia się inaczej niż polskie odpowiedniki (na przykład a:, r, p, t); są też w angielskim głoski, które nie mają polskich odpowiedników (na przykład δ, θ). Wymowa angielska jest jedną z podstawowych różnic widocznych i słyszalnych, dzięki którym Anglik od razu wie, że mówi do niego Polak, a nie Rosjanin czy Niemiec. Różnicę tę słychać przede wszystkim, gdy Polak wymawia samogłoski. **Dobra wymowa** w przypadku angielskiego jest **koniecznością**, gdyż spolszczona wymowa uniemożliwia porozumiewanie się. Dodatkową trudność stanowi angielska pisownia, która absolutnie nie oddaje wymowy, stąd **konieczność opanowania transkrypcji**; bez opanowania transkrypcji angielskiej nie jest możliwe korzystanie ze słowników.

## 2. Lesson Two ► To Be

*All work and no play makes Jack a dull boy.*

### INPUT

#### • To Be

#### czas teraźniejszy

I am /aɪ æm/ ja jestem you are /ju: ə:/ ty jesteś he is /hi: ɪz/ she is /ʃi: ɪz/ it is /ɪt ɪz/ we are /wi: ə:/ you are they are /ðeɪ ə:/	I'm a boy /aɪm/ you're a boy /juə/ he's a boy /hɪz/ she's a girl /ʃɪz/ it's a toy /ɪts/ we're here /wiə/ you're busy they're boys /ðeə/
Am I tall? Czy... Are you interested? Is he there? Is she beautiful? Is it interesting? Are we hungry? Are you Polish? Are they lazy?	I'm not busy. You're not (=You aren't) short. /ɑ:nt/ He's not (=He isn't) intelligent. /ɪznt/ She's not (=She isn't) my wife. It's not (=It isn't) funny. We're not (=We aren't) Russian. You're not (You aren't) clever. They're not (=They aren't) fat.

#### czas przeszły

I was /aɪ wɒz/ ja byłem You were /ju wɜ:/ He/She/It was We were You were They were	I wasn't You weren't He/she/it wasn't We weren't /wɜ:nt/ You weren't They weren't
---	--

### EXAMPLES = SPEECH

- I'm Peter.
- Are you Colonel Wilson? /kɜ:nl/ *pułkownik*
- What's her name?  
*first name / surname / job / hobby*
- It was (terribly) hot.  
*cold / sunny / cloudy *pochmurnie**
- It's a pity. *szkoda*
- It's a lovely day, isn't it? *...nieprawdaż?*  
*nice / terrible*
- The books were his.
- The house was big and old.  
*small / nice / ruined / empty*
- Are you ready?  
*busy / interested / lazy / hard-working / sleepy*
- He was in the German army.  
*Russian / Japanese / American / French / Swedish*
- It was about four o'clock.  
*one / two / three / five / six / seven / eight / nine / ten / eleven / twelve*
- What time was it?
- He is twenty-seven.  
*thirteen / fourteen / fifteen / sixteen / seventeen / eighteen / nineteen / twenty / twenty-four / thirty / forty / sixty / seventy / eighty / ninety / a hundred / a hundred and one / two hundred*
- How old is he?
- Is she in Oxford?

16. Be careful!  
 17. Don't be jealous. ...*zazdrosny*.  
*angry / depressed*  
 18. He's a doctor.  
*journalist / editor / teacher / engineer / manager*  
 19. How to be a good gardener?  
 20. How much was it?  
 21. The blankets were of soft wool.  
*cotton / silk / linen*  
 22. Where were you yesterday?  
*two days ago / last week*  
 23. What are you?  
 24. Who are you?  
 25. What is your wife like?

### PURPOSE

Czasownik *to be* jest używany w angielskim w dużo szerszym zakresie niż w polskim. Można nim wyrazić praktycznie wszystko. Ponadto służy do tworzenia czasów *Continuous* i strony biernej.

*I'm* Peter (imię). *I'm* 25 (wiek). *I'm* tall (cechy). My girlfriend is a student (zawód), now she *is* at the university (umiejscowienie). It's almost 5 o'clock (czas) and *I'm to be* (konieczność) at the main gate where we *are* to meet. Our plan *was* to go for a walk, but as it *is* (pogoda) cold and windy we *are* likely (prawdopodobieństwo) to go home.

### 3. Lesson Three ► To Have

*A bad workman always blames his tools.*

#### INPUT

##### • To Have

##### czas teraźniejszy

I have /aɪ hæv/ ja mam you have he has /hi: hæz/ she has it has we have you have they have	I've got a car /aɪv got/ you've got a house he's got a brother /hɪz got/ she's got a sister it's got something we've got money you've got power they've got a cat
Have I (got) the book?/Do I have the book? Have you (got) a match?/Do you have...? Has he (got) a son?/Does he have...? Has she (got) a daughter?/Does she have...? Has it (got) the right number?/Does it have...? Have we (got) the guts to do it?/Do we have...? Have you (got) any children?/Do you have...? Have they (got) a baby?/Do they have...?	I haven't (got) a boat./I don't have a boat. You haven't (got) a husband./You don't have... He hasn't (got) a bike./He doesn't have... She hasn't (got) a lamp./She doesn't have... It hasn't (got) to happen./It doesn't have... We haven't (got) a pen./We don't have... You haven't (got) a dog./You don't have... They haven't (got) a pet./They don't have...

##### czas przeszły

I had... ja miałem You had... /hæd/ He had... We had... You had... They had...	Did I have a car? Did you have a car? Did he have a car? Did we have a car? Did you have a car? Did they have a car?	No, I didn't (have a car) No, you didn't (have a car) No, he didn't (have a car) No, we didn't (have a car) No, you didn't (have a car) No, they didn't (have a car)
---	---	---

#### EXAMPLES = SPEECH


- I had a little stroll round the garden this morning. *...spacer... house / town / district*
- Go and have a look. *bath / read / try / drink / think*
- The children are having a party. *neighbours / friends / relatives / colleagues*
- Let's have a celebration.
- Have you got a car?
- He had a small hotel.
- Do you have any doubts about it? / *dauts/ wątpliwości*
- We had no regrets at all. *W ogóle niczego nie żałowaliśmy.*
- He didn't have a very good reputation.
- The house has a lovely view.
- We have a plan.
- You have no alternative.
- It's nice to have an excuse. *wymówkę / usprawiedliwienie*
- He has nice eyes.
- He had beautiful manners.
- I have a lot of sympathy with them. *...współczucie dla nich.*
- We have very good schools in Scotland.
- They have one daughter. *son / brother / sister / uncle / aunt / parent / grandfather / grandchild*
- I have two younger brothers. *older*

20. I have loads of friends. ...*mnóstwo*...
21. How many patients does a doctor normally have a day? ...*na dzień/dziennie?*
22. I had the most frightful shock this morning. ...*bardzo przerażający*...  
*evening / afternoon / month / year*
23. At least have dinner with me. *Przynajmniej*...  
*lunch/breakfast/supper*
24. I had a large whisky.  
*vodka / martini / brandy*
25. I have no opinion to give.
26. I had a boring afternoon. ...*nudny*...
27. I have with me Professor Wilson, who I hope will help explain this.
28. Can we have something to wipe our hands on please? ...*do wytarcia (naszych) rąk (o to)*...
29. He had a headache every night from his job.
30. I had a little operation on my spine. *kręgosłup*  
*leg / hand / head / back / elbow / knee / foot*

### PURPOSE

Czasownik *to have*, podobnie jak *to be*, ma dużo szersze zastosowanie w angielskim niż w polskim. Ponadto służy do tworzenia czasów *Perfect* i konstrukcji kazuatywnych (Lesson 30) oraz – gdy następuje po nim bezokolicznik – znaczy “musieć”.

You *have* me there. I *had* better start learning English. I *have to* know it, at the office we *have* a lot of letters in English coming every day. Now I'll *have* another cup of coffee and *have* a look at my notes; my teacher says he'll *have* me speaking English in a month. But as the saying *has* it “all work and no play” so in the evening I'm *having* a few friends for dinner and I'm sure we'll *have* a good time.



## 4. Lesson Four ► Anomalous Verbs – A

*Barking dogs seldom bite.*

### INPUT (1)

- **Can, Could** = **móc, umieć**

**czas teraźniejszy**

**czas przeszły / tryb przypuszczający**

I/you/he... can (swim). /kæn/ Can I/you/he... (swim)? I/you/he... can't/cannot (swim). /kɑ:nt/	I/you/he... could (swim). /kud/ <i>mogłem /mógłbym</i> Could I/you/he... (swim)? I/you/he... couldn't (swim).
<b>CAN =</b>	1. to be able to–INF <i>być zdolnym do czegoś, umieć coś, być w stanie coś (z)robić</i> 2. to be allowed to–INF <i>mieć pozwolenie na robienie czegoś</i> 3. to be likely to–INF <i>być prawdopodobnym, że coś się zdarzy</i>

### EXAMPLES

1. You can borrow this pen if you want to. (*pozwolenie*)
2. Can I light the fire? I'm cold. *Zimno mi.*
3. What can I do for you?
4. Can you tell me the time?
5. Can you do me a favour? *przystuga*
6. Can't we talk about it?
7. Can't you keep your voice down please? *Czy możesz mówić ciszej?*
8. This cannot be the whole story. *...cała historia.*
9. I can't remember where I put it. *nie pamiętam*
10. Can you speak French? *umiesz*
11. I can see / hear... *widzę, słyszę*
12. I can understand... *rozumiem*

### SPEECH

1. Can you ski?  
*swim / play chess / play tennis / play the guitar / sing / speak a foreign language*
2. Can't you come to see me tomorrow?
3. Can a dog swim?  
*a cat / a mouse / a cow / a horse*
4. Can/could you lend me some money? *pożyczyć komuś*
5. Why can't you be nice?
6. What can you do?

### INPUT (2)

- **May, Might** = **móc**

**czas teraźniejszy**

**czas przeszły / tryb przypuszczający**

I/you/he... may (come). /meɪ/ May I/you/he (come in)? I/he/we mayn't...	I/you/he... might (come). /maɪt/ Might I/you/he (come in)? I/he/we mightn't...
<b>MAY =</b>	1. to be allowed to–INF <i>mieć pozwolenie na robienie czegoś</i> 2. to be likely to–INF <i>być prawdopodobnym, że coś się zdarzy</i>

### EXAMPLES

1. These tablets may cause sleepiness.
2. We may never know the truth.
3. This may or may not be true.
4. I think we may have a problem.
5. May I have a word with you please?  
*Czy mogę zamienić z tobą słowo?*
6. May I help you?
7. May I make a suggestion?
8. May I invite you gentlemen for a drink?
9. He may take my car.

10. Ann may know his address.  
 11. May you live to be a hundred. *Obys...*

### SPEECH

1. May I ask you a question?
2. May I smoke here?

### INPUT (3)

- **Used To-Inf /ju:st/ ≈ would** (nie na początku historii) ► used (SIMPLE PAST use *używać* /ju:zd/

<p>I/you/he... used to (smoke a lot).          Did I/you/he... use to (smoke a lot)?          I/you/he... didn't use to (smoke a lot). = ... usen't... = ...usedn't...</p>
--

I **used to get** up very early. *Dawniej wstawałem bardzo wcześnie.*

I **am used to getting** up very early. *Przyzwyczajony jestem do bardzo wczesnego wstawania.*

### EXAMPLES

1. She used to live with her parents.
2. You used to live in Glasgow, didn't you?
3. Did you use to smoke?
4. I used not to like him.
5. He didn't use to speak to me.

### SPEECH

1. Did you use to work more?
2. Did you use to have many friends?

### PURPOSE

Tak zwane czasowniki modalne (nienormalne) są grupą czasowników najczęściej używanych. W angielskim oprócz znaczeń podstawowych (musieć, mieć powinność, etc.) służą też do tworzenia konstrukcji domniemaniowych (Lesson 6). Ponadto do sformułowania pytania i zaprzeczenia konieczny jest jeden z dwunastu czasowników nienormalnych, jak również do pytań koniuzkowych.

## 5. Lesson Five ► Anomalous Verbs – B

*Beauty is skin deep.*

### INPUT (1)

- **Ought To-Inf** = **mieć powinność** (= should)

I/you/he... ought to (do it). /o:t/

Ought I/you/he... to (do it)?

I/you/he... oughtn't to (do it). /o:tnt/

I ought to have gone to school yesterday. *powinienem być pójść...*

### EXAMPLES

1. Somebody ought to do something about it. *...w związku z tym.*
2. She ought to see the doctor.
3. He ought to know better.
4. I really oughtn't to be surprised.
5. That ought to interest you.
6. It ought to be quite easy.
7. He ought to be out of jail by now. *Chyba już wyszedł z więzienia (do teraz).*
8. It's getting late; I think I ought to go if you don't mind. *Robi się późno... jeżeli nie masz nic przeciwko.*

### SPEECH

1. Oughtn't you go and see a doctor?
2. Oughtn't you earn more?
3. What ought to be changed in our firm?

### INPUT (2)

- **Shall, Should** (**shall + not = shan't**)

● I/we shall (see it). Shall I/we (see it)? I/we shan't (see it). /ʃa:nt/

● Shall I/we (do it)? /ʃəl/

● I/you/he... should (do it). = ...ought to... /ʃud/

● Should I/you/he... (do it)? = Ought I/you/he... to (do it)?

● I/you/he... shouldn't (do it). = I/you/he... oughtn't to (do it).

### EXAMPLES

1. Crimes should be punished. *Przestępstwa powinny być karane.*
2. Shall I open the window?
3. You should be ashamed of yourself. *...wstydzić się za siebie.*
4. Where should I meet you tonight? *dziś wieczór*
5. Should I turn the light on?
6. That tooth should be extracted at once.
7. Why should I be angry with you? *...zły na ciebie?*
8. How the hell should I know?
9. He says he won't apologize but I say he shall! (*speaker's will*)
10. If Peter is caught stealing again he shall be punished. (*threat*)
11. If you are a good girl you shall have an ice-cream. (*promise*)
12. You shall not have your own way, and that's final! (*prohibition*)

### SPEECH

1. Should I change anything in my personality? *...w mojej osobowości?*
2. Shouldn't you be more polite? *...grzeczny?*
3. Who should be the president of our company? *prezes*

### INPUT (3)

- **Must = to have to = musieć**

<ul style="list-style-type: none"> <li>● I/you/he... <b>must</b> (work). = I/you/we/they <b>have</b> (got) <b>to</b> (work). He/she/it <b>has</b> (got) <b>to</b> (work).</li> </ul>
--

- **Must** I/you/he... ? = **Have** I/you/we/they (got) **to** (work)? **Has** he/she/it (got) **to** (work)? = **Do** I/you/we/they **have to** (work)? **Does** he/she/it **have to** (work)?
  - I/you/we/they **haven't** (got) **to** (work). He/she/it **hasn't** (got) **to** (work) = I/you/we/they **don't have to** (work). He/she/it **doesn't have to** (work).
  - I/you/he/we/they **mustn't** (smoke). **Nie wolno mi/tobie... (palić).**
- must**konieczność  
 przeszłość He **had to do it. Musiał to zrobić (nie miał wyboru).**  
 zaprzeczenie I **mustn't** (=zabronione) lub I **needn't** (=nie jest konieczne)
- must**prawdopodobieństwo  
 przeszłość He **must have done it. Chyba to zrobił.**  
 zaprzeczenie He **can't be** (teraźniejszość) He **can't / couldn't have been** (przeszłość)

### EXAMPLES

1. You must learn to remain calm. ...*zachować spokój.*
2. You mustn't worry about me.
3. You mustn't tease me like that, Mary. ...*drażnić mnie w ten sposób*
4. Things must change.
5. I must go and make a phone call.
6. You must come round for a meal some time. *posiłek*
7. I don't know why you must always fuss so much. *narzekać / zrzędzić*
8. You must be very fond of her. (*to be fond of somebody/something = lubić kogoś/coś*)
9. It must be pretty depressing. *pretty = 1. dość; 2. ładny*
10. You mustn't smoke here.

### SPEECH

1. Do you have to learn English?
2. Does your wife have to work?
3. Do your children have to go to school?
4. Must you talk so much?
5. Did you have to go to school?
6. What must a man do to be happy?

### PURPOSE

Patrz Lesson 4.

## 6. Lesson Six ► Probability Constructions

*Beggars can't be choosers.*

### INPUT

#### • Konstrukcje Domniemaniowe

<i>Procent pewności mówiącego odnośnie twierdzenia, że "ona pisze"</i>	100%	She	is writing		some / any letters.
	90%		must	be writing	
	50%		could		
			may		
			might		
10%	can't	isn't writing			
0%					

<i>Procent pewności mówiącego odnośnie twierdzenia, że "ona napisała"</i>	100%	She	has written		some / any letters.
	90%		must	have written	
	50%		could		
			may		
			might		
10%	can't	hasn't written			
0%					

<i>Procent pewności mówiącego odnośnie twierdzenia, że "ona pisze od jakiegoś czasu"</i>	100%	She	has been writing		some / any letters.
	90%		must	have been writing	
	50%		could		
			may		
			might		
10%	can't	hasn't been writing			
0%					

### EXAMPLES

1. You must be joking!
2. You must be the new butler.
3. He could / might / may be delayed.
4. She might have seen you.
5. What can have happened?
6. They may / might (not) be meeting him.
7. They could have had an accident.
8. You can't be 60.
9. We can't have met before.

### EXERCISE

Translate.

1. On chyba wyszedł.
2. Co twój tata może teraz robić?
3. Chyba płakałaś.
4. On jej na pewno nie zabił.
5. Niemożliwe, że ona ma już 50 lat.
6. Mama chyba przygotowuje obiad.
7. Chyba jeszcze nie przyszedł.
8. Musiałem go już gdzieś spotkać.
9. Ty chyba całe życie pracowałaś za biurkiem.

### SPEECH

1. You must be Peter?
2. You can't have been learning English only for a month?

3. Do you know what is going on in the other room?
4. Do you know where the missing students are?
5. How do you imagine...?
6. What do you think will happen...?
7. Do you know what you'll be like in twenty years' time?
8. Can you figure out what life was like in mediaeval China?
9. Were you a naughty child?
10. Do you remember your first girl-friend / boy-friend?
11. Who do you think is the happiest person in this room?
12. Would it be nice to be a wild animal?

### EXTRA INPUT

<b>Anomalous Verbs</b> czasowniki nienormalne V <sub>a</sub>	
1. to do <i>robić</i>	7. shall
2. to be <i>być</i>	8. must <i>musieć</i>
3. to have <i>mieć</i>	9. (to) need <i>potrzebować</i>
4. can <i>móc</i>	10. used to <i>dawniej coś stale robić</i>
5. may <i>móc</i>	11. ought to <i>mieć powinność</i>
6. will	12. dare <i>mieć śmiałość</i>

### PURPOSE

Wśród zdań, jakie wypowiadamy, duży odsetek stanowią twierdzenia, których prawdziwość nie jest dla nas stuprocentowa; są to zdania, które zawierają słowa "może", "chyba", "prawdopodobnie". Konstrukcje domniemaniowe służą do wyrażania sądów tego typu. Stanowią one kwintesencję pełnej rezerwy potocznej wymiany zdań między Brytyjczykami.

## 7. Lesson Seven ► Spelling

*Clothes do not make the man.*

### INPUT

A <b>eij</b>	/eɪ/	J <b>dzej</b>	/dʒeɪ/	S <b>es</b>	/es/
B <b>bij</b>	/bi:/	K <b>kej</b>	/keɪ/	T <b>tij</b>	/ti:/
C <b>sij</b>	/si:/	L <b>el</b>	/el/	U <b>juu</b>	/ju:/
D <b>dij</b>	/di:/	M <b>em</b>	/em/	V <b>vij</b>	/vi:/
<b>E ij</b>	/i:/	N <b>en</b>	/en/	<b>W dabljuu</b>	/dʌblju:/
F <b>ef</b>	/ef/	O <b>ou</b>	/ou / əv/	X <b>eks</b>	/eks/
<b>G dzij</b>	/dʒi:/	P <b>pij</b>	/pi:/	Y <b>waj</b> (ʔaj)	/waɪ/
<b>H ejcz</b>	/eɪtʃ/	<b>Q kjuu</b>	/kju:/	Z <b>zed</b> /zɪj	/zed/
I <b>aj</b>	/aɪ/	<b>R aa</b>	/a:/	(RP) (US)	

### EXAMPLES

1. My name is John Kowalski. Shall I spell that for you?
2. Bauxite /'bo:ksait/ is spelt B A U X I T E /bi: - ei - ju: - eks - ai - ti: - i:/.  
 3. to learn how to spell a word
4. spelling mistakes
5. Can you spell your name / this word?

### SPEECH

1. Can you spell the word...
2. Can you spell your name / surname?
3. Please put down the following word...
4. What does the acronym NATO stand for?  
*An acronym is a word composed of the initial letters of a name of something.*  
*Abbreviation*
5. What does this abbreviation or acronym stand for?  
 EU, BBC, RP, USA, USSR, AIDS, MS, DOS, JVC, IBM, Mgr, UNO, UNICEF

### ABBREVIATIONS

ABS (*Antiblockiersystem*) = antilocking system  
 AIDS = acquired immune deficiency syndrome  
 am = before noon  
 BBC = British Broadcasting Corporation  
 BP = British Petroleum  
 CAD = computer-aided design; cash against documents  
 CEO = chief executive officer  
 CIA = Central Intelligence Agency  
 cv = curriculum vitae  
 DEA = Drug Enforcement Administration  
 DOS = Disc Operating System  
 eg = for example  
 ET = English teacher; extraterrestrial  
 EU = European Union  
 FBI = Federal Bureau of Investigation  
 ff = following pages  
 FIFA = International Federation of Association Football  
 RP = Great Britain  
 hi-fi = high fidelity  
 IBM = International Business Machines  
 ie = that is  
 JVC = Japan Victor Company  
 laser /'leɪzə/ = light amplification by stimulated emission of radiation

Mgr = manager  
MS = Microsoft  
m/s = motor ship; multiple sclerosis  
NASA = National Aeronautics and Space Administration  
NATO = North Atlantic Treaty Organization  
PLO = Palestine Liberation Organization  
pm = after noon  
radar /reɪdɑː/ = radio detection and ranging  
SAS = Special Air Service; Scandinavian Air System  
sob = son of a bitch  
UNICEF = United Nations International Children's Fund  
UNO = United Nations Organization  
USA = the United States of America  
USSR = the Union of Soviet Socialist Republics  
yuppie = young urban professional

### PURPOSE

Angielski ma bardzo niefonetyczną pisownię, na przykład słowo /njuː/ można zapisać **knew** (wiedział) lub **new** (nowy), słowo **plaque** niektórzy wymawiają /plɑːk/, inni – /plæk/, jeszcze inni – /pleɪk/. Można powiedzieć, że pisownia angielska stała się zapisem nie mającym nic wspólnego z wymową; często musimy zapisać jakieś słowo (nazwisko, nazwę), które jest nam dyktowane (na przykład przez telefon) i wtedy powstaje konieczność przeliterowania tego słowa. Ponadto literowanie (spelling) jest w angielskim stosowane często dla podkreślenia czegoś. **Spelling** (=ortografia) jest przedmiotem aż po 2 klasę szkoły średniej.



## 8. Lesson Eight ► Numbers

*A creaking gate hangs long.*

### INPUT

- 

#### Liczebniki Główne

1. one	14. fourteen	50. fifty
2. two	15. fifteen	60. sixty
3. three	16. sixteen	70. seventy
4. four	17. seventeen	80. eighty
5. five	18. eighteen	90. ninety
6. six	19. nineteen	100. a hundred
7. seven	20. twenty	200. two hundred
8. eight	21. twenty-one	1000. a thousand
9. nine	22. twenty-two	2000. two thousand
10. ten	23. twenty-three	1,000,000 = a million
11. eleven	24. twenty-four...	2,000,000 = two million (no PL)
12. twelve	30. thirty	1,000,000,000 = a billion (=a thousand million)
13. thirteen	40. forty	2,000,000,000 = two billion (no PL)

- **Liczebniki Porządkowe**

(the) first - 1<sup>st</sup>

(the) second - 2<sup>nd</sup>

(the) third - 3<sup>rd</sup>

(the) fourth - 4<sup>th</sup>

(the) fifth - 5<sup>th</sup>

(the) sixth - 6<sup>th</sup>

(the) seventh - 7<sup>th</sup>

(the) twenty-first - 21<sup>st</sup>

(the) twentieth - 20<sup>th</sup>

(the) thirtieth - 30<sup>th</sup>

- **Bardzo ważna konstrukcja: There (Be)**

There is/are/was/were ...

There is some beer in the fridge.

Is there any beer in the fridge?

There isn't any beer... = There is no beer in the fridge.

How many people are there in this room?

### EXAMPLES

101 = a hundred and one

121 = a hundred and twenty-one

999 = nine hundred and ninety-nine

1001 = a thousand and one

1121 = one thousand one hundred and twenty-one

9999 = nine thousand nine hundred and ninety-nine

12875 = twelve thousand eight hundred seventy-five

What time is it? It is four o'clock.

5.10. = It is ten (minutes) past five (o'clock).

5.40. = It is twenty to six.

10.30. = It is half past ten.

am = ante meridiem; pm = post meridiem

an hour; a minute; a second; a quarter (of an hour)


75.234 = seventy-five, point, two, three, four *siedemdziesiąt pięć, dwieście trzydzieści cztery tysięczne*

### SPEECH

1. How old are you?
2. How old is your brother?
3. How much is it?
4. How many people are there in this room?
5. How many rooms are there in this building?
6. How many days are there in a week?
7. How many months are there in a year?
8. How much money do you have on you?
9. How much do you earn? *zarabiać*
10. What time is it?
11. What time do you finish work on Friday?
12. How many brothers do you have?
13. How much is four multiplied by four? (*x multiplication*)
14. How much is ten divided by two? (*: division*)
15. How much is ten and five? (*+ addition, plus*)
16. How much is ten subtracted from twenty? (*- subtraction, minus*)

### PURPOSE

Nasze życie w dużej mierze zależy od liczb: liczymy pieniądze, mamy ileś lat w jakimś roku, o pewnej godzinie mamy spotkanie. Ludzie całkowicie automatyzują posługiwanie się liczbami w swoim języku natywnym, ucząc się więc języka obcego musimy je perfekcyjnie opanować. W angielskim oprócz liczebników występują równoważniki liczebnikowe: **nought** (0), **love** (0), **te** (two).



## 9. Lesson Nine ► Present Simple

*Don't put all your eggs in one basket.*

### INPUT (1)

#### Present Simple

I write You write <b>He writes</b>	Do I write? Do you write? <b>Does he write?</b>	I don't write You don't write <b>He doesn't write</b>	Czas teraźniejszy prosty (ogólny) – coś się dzieje często, zazwyczaj, w ogóle; niekoniecznie w danej chwili.
We write You write They write	Do we write? Do you write? Do they write?	We don't write You don't write They don't write	

*always, sometimes, often, usually, rarely, seldom*

### EXAMPLES

- How often do you wash your hair?
- I go to church on Sundays.
- It rains in winter.
- When you open the door a light goes on. *...zapala się światło.*
- What does that notice say? It says, 'No parking'. *Co jest tu napisane?...*

### EXERCISES

#### I. The Present Simple – 3 person SING (s)

- They wish to speak to you. (he)
- Buses pass my house every hour.
- They help their father. (he)
- They worry too much. (he)
- Do you like boiled eggs? (he)
- Elephants never forget.
- I use a computer. (she)

#### II. A. Question. B. Negation.

- You know the answer.
- He loves her.
- He trusts you.
- The children like sweets.
- You remember the address.
- Their dogs bark all night.
- She refuses to discuss it.

### SPEECH

- Do you like this girl / ice-cream / tennis...?
- Where does your mother / father / sister / husband work?
- Do you speak English / French / Polish / Russian?
- Does your... speak...?
- What do you do (for a living)?
- Do you understand?
- Where do you live?
- Where do you work?
- What language ...?
- Do you sleep well?
- Do you eat much?
- Do you love your ...?
- Does he/she love you?
- Do you watch television a lot?
- Why don't you want to...?
- Do you clean your teeth every day?
- How often do you go to the cinema?
- Do you smoke? Does he / she...?
- Do you have a computer at home?

20. Do you often use it?

### INPUT (2)

• Days		• Months & Seasons of the Year			
Days of the week	Monday	Winter	December	June	Summer
	Tuesday		January	July	
	Wednesday		February	August	
	Thursday	Spring	March	September	Autumn (RP)
Weekend	Friday		April	October	Fall (US)
	Saturday		May	November	
	Sunday				

### EXAMPLES

What date is it today? (yesterday, tomorrow) Today is November 1<sup>st</sup>, 1999.

dates: 1624=sixteen twenty-four; 1903=nineteen-oh-three; 1987=nineteen eighty-seven

two days ago; in three weeks; the day after tomorrow

once/twice/three times/four times a week/year

on Monday; at Christmas; at night; during the day

### SPEECH

1. How often is there a leap year? *Jak często jest rok przestępny? Every four years...*
2. What day is it tomorrow?
3. What day were you born?
4. What date is it today/tomorrow?
5. What date was it yesterday?
6. When were you born?

### PURPOSE

Czas **Present Simple** jest bezwzględnie najczęściej używanym czasem w tekstach naukowych, gdyż służy do opisu wszelkich zjawisk. Oprócz tego używamy go do wyrażenia, gdzie mieszkamy, pracujemy, itd.

# 10. Lesson Ten ► Present Continuous

*The early bird catches the worm.*

## INPUT

•

### Present Continuous / Progressive

I am	writing	Czas teraźniejszy
You are	sleeping	progresywny – coś się
He is	speaking	dzieje teraz, w tym
We are		momencie, jest w
You are		trakcie (w progresji)
They are		dziania się.

now, at the moment

hit – hitting

run – running

stop – stopping

admit – admitting

travel – travelling

*(jeżeli pojedyncza spółgłoska poprzedzona jest pojedynczą samogłoską i na ostatnią sylabę pada akcent, to przy dodawaniu końcówek – np. ~ing – trzeba zdwoić ostatnią spółgłoskę)*

I am a teacher.

You are lazy.

She is beautiful.

Is she beautiful?

How are you?

Why are they so angry?

*(zdania w czasie Present Continuous buduje się tak samo, jak czasownik to be, trzeba tylko dodać drugi czasownik wraz z ~ing)*

## EXAMPLES

1. It is raining.
2. Are you listening to me?
3. They aren't paying attention. *Nie uważają.*
4. What is she talking about? *O czym...?*
5. I am not wearing a coat as it isn't cold. *Nie mam na sobie/nie ubrałem/nie noszę...*
6. Why are you sitting at my desk? *...przy moim biurku?*
7. I am reading a play by Shaw. *...sztukę teatralną napisaną przez ...*
8. I am meeting Peter tonight. He is taking me to the theatre.
9. Are you doing anything tomorrow afternoon? Yes, I am playing tennis with Ann.

## EXERCISES

### I. The Present Continuous.

1. She (not work), she (swim) in the river.
2. He (teach) the boy to ride.
3. Why Ann (not wear) her new dress?
4. What Tom (do) now? He (clean) his shoes.
5. What you (read) now? I (read) a newspaper.
6. Why you (type) so fast? You (make) a lot of mistakes.

### II. Present Simple or the Present Continuous?

1. You can't see Tom now; he (have) a bath.
2. He usually (drink) coffee but today he (drink) tea.
3. Ann (make) a dress for herself at the moment. She (make) all her own clothes.
4. I (wear) my sunglasses today because the sun is very strong.
5. The kettle (boil) now. Shall I make the tea?
6. Why you (put) on your coat? I (go) for a walk. You (come) with me? Yes, I'd love to come. You (mind) if I bring my dog?

**SPEECH**

1. What language are you speaking (now)?
2. What is she looking at?
3. What are they waiting for?
4. What is she doing?
5. What book are you reading?
6. What/Who are you thinking about?
7. Where are you going after the classes?
8. What are you doing tomorrow?
9. Is it raining/snowing now?
10. Who are you talking to?
11. What are you talking about?

**PURPOSE**

Czas **Present Continuous** używamy bardzo często w rozmowie do opisu czynności i zdarzeń, które w danym czasie mają miejsce, oraz do wyrażenia najbliższej przyszłości. Jedną z funkcji tego czasu jest wyrażenie zniecierpliwienia (**You are always coming late**), co oznacza, że jest niezbędny w kłótniach, a więc potrzebny.

**EXTRA INPUT ► IMPERATIVE tryb rozkazujący**

Go home! Don't take it!

Let him / her / them go! Don't let him / her / them go!

Let's (= Let us) learn more! Don't let's do it!

Let me tell you something!

# 11. Lesson Eleven ► Simple Past

*Every dog has his day.*

## INPUT

<b>REGULAR VERBS:</b> <b>I - II - III</b> <b>... - ...ed - ...ed</b> work - worked - worked love - loved - loved stop - stopped - stopped travel - travelled - travelled carry - carried - carried try - tried - tried	<b>IRREGULAR VERBS:</b> <b>I - II - III</b> <b>... - ? - ?</b> eat - ate - eaten leave - left - left see - saw - seen speak - spoke - spoken do - did - done meet - met - met get - got - got drink - drank - drunk	Czas przeszły prosty (historyczny, narracyjny) – coś się zdarzyło w jakimś konkretnym, oznaczonym momencie (punkcie) przeszłości lub zdarzało się w jakimś konkretnym, oznaczonym odcinku czasu przeszłego.
--	---	---

I worked all day yesterday. Did you work yesterday? No, I didn't (work yesterday). Yes, I did (work yesterday). Didn't you work yesterday?	I wrote a letter two days ago. Did you write a letter? What did you write? Who did you write the letter to? Who wrote this letter?
--	--

## EXAMPLES

- I met him yesterday.
- Pasteur died in 1895.
- When did you meet him?
- The train was ten minutes late.
- How did you get your present job?
- I bought this car in Montreal.
- My grandmother once saw Queen Victoria.
- He always carried an umbrella.

## EXERCISES

### I. Simple Past.

- I go to work by bus.
- I meet her on Tuesdays.
- He always wears black.
- I make cakes every week.
- She gets up at 6.30.
- He understands me.
- She speaks slowly.

### II. A. Question. B. Negative.

- She saw your brother.
- He slept till 10.00.
- She thought about it.
- The police caught the thief.
- His son wrote a novel.
- He lost his wallet.
- She sold the car.

## SPEECH

- What school did you finish?
- When did you get married?
- When did you start this course?
- When did you have your first child?
- Where did you live before coming here?

6. When did you first see me?
7. Why did you start this course?
8. How old were you when you first made love?
9. Did you have many friends at school?
10. Did you learn much at school?

### PURPOSE

Jeżeli chcemy opowiedzieć o czymś, co zdarzyło się w jakimś momencie lub odcinku przeszłości, wtedy najczęściej używamy czasu **Simple Past**; w szczególności używamy go, gdy mamy do czynienia ze spójną relacją wydarzeń z przeszłości (nieważne jak dawnych).

### PRONUNCIATION – I ► Assimilation – A

upodobnienie (jednej głoski do drugiej, następującej po niej) przy szybkim mówieniu

/s, z/ + /j, ʃ/ & /t, d/ + /j/

1. /s/ + /j/ = /ʃ(j)/ ► THIS UNIT /ðɪs ju:nɪt/ ⇒ /ðɪʃ ju:nɪt/
2. /s/ + /ʃ/ = /ʃʃ/ ► THIS SHAPE /ðɪs ʃeɪp/ ⇒ /ðɪʃ ʃeɪp/
3. /z/ + /j/ = /ʒ(j)/ ► AS YOU SEE /æz ju 'si:/ ⇒ /æʒ u'si:/
4. /z/ + /ʃ/ = /ʒʃ/ ► THESE SHOES /ði:z ʃu:z/ ⇒ /ði:ʒ ʃu:z/
5. /t/ + /j/ = /tʃ/ ► LET YOU OUT /let ju aut/ ⇒ /letʃ u aut/
6. /d/ + /j/ = /dʒ/ ► WOULD YOU /wud ju/ ⇒ /wudʒ u/

### EXERCISE – Read.

1. this unit, this yacht, this year; 2. this show, this shot, this shop; 3. these units, these youths, these yuppies; 4. these shops, these shorts, these shirts; 5. let your dogs out, I want you; 6. did you see, did your wife see.

## 12. Lesson Twelve ► Present Perfect

*Everything comes to him who waits.*

### INPUT

SUBJECT	have/has	III FORM	Czas terażniejszy dopunktowy – coś się dzieje lub działo się przez jakiś czas lub zdarzyło się do punktu TERAZ (przed punktem). Mówiący znajduje się w punkcie terażniejszym i z tego punktu patrzy na zdarzenie.
I	have	written	
He	has	come	
They	have	cleaned	

### EXAMPLES

- I have come here to teach you.
- Where've you been?
- What's he done?
- He has **just** gone out.
- I have read */red/* the instructions but I don't understand them.
- Have you had breakfast?
- Have you seen my stamps?
- I've washed the car. Look at it!
- He hasn't come **yet**.
- Tom has rung up three times **this morning already**.
- Have you seen him **today**?
- There have been some changes **lately/recently**.
- Have you **ever** fallen off a horse?
- I haven't seen him **since** November.
- I've **never** been late for work.
- I've worn glasses **for** ten years.
- This is the best wine I have **ever** drunk.
- He's been in the army **for** two years.

### EXERCISES

#### I. Present Perfect.

- You (wash) the plates? – Yes, I ...
- Where you (be)? – I (be) to the dentist.
- You (have) breakfast? – Yes, I ...
- The post (come)? – Yes, it ...
- You (see) my watch anywhere? – No, I'm afraid I ...
- Someone (wind) the clock? Yes, Tom ...

#### II. Present Perfect or Simple Past.

- This is my house. How long you (live) here?
- He (live) in London for two years and then (go) to Edinburgh.
- Shakespeare (write) a lot of plays.
- I (not see) him for three years. I wonder where he is.
- When he (arrive)? He (arrive) at 2.00.
- I can't go out because I (not finish) yet.
- You (see) the moon last night?
- He (go) out ten minutes ago.
- The play just (begin). You are a little late.
- The newspaper (come)? Yes, Ann is reading it.
- He (break) his leg in a skiing accident last year.
- Mr Pound is the bank manager. He (be) here for five years?

### SPEECH

- How long have you lived here?
- How long have you had this ...?
- Have you ever fallen in love?
- Have you been to Paris?

5. Have you seen/read....?
6. Have you ever flown by plane?
7. How much have you saved since Christmas?
8. Have you ever drunk vodka?
9. How long have you been married?
10. Have you been to the cinema this week?

### PURPOSE

Czas **Present Perfect** jest trudny dla Polaka, gdyż nie ma polskiego odpowiednika. Niemniej jednak należy go koniecznie opanować, ponieważ jest bardzo często używany w rozmowie.

### PRONUNCIATION – II ► Assimilation – B

*upodobnienie (jednej głoski do drugiej, następującej po niej)*

*/n, d, t/ (dziąsłowe) + /m, p, b (wargowe); k, g (tylnopodniebieniowe)/*

1. /n/ + /m/ = /**m** m/ ► TEN MEN /ten men/ ⇒ /**tem** men/
2. /n/ + /b/ = /**m** b/ ► DOWNBEAT /daunbi:t/ ⇒ /da**mb**i:t/
3. /n/ + /g/ = /**ŋ** g/ ► FINE GRADE /faɪn greɪd/ ⇒ /faɪ**ŋ** greɪd/
4. /n/ + /k/ = /**ŋ** k/ ► INCREDIBLE /ɪn'kredəbl/ ⇒ /ɪ**ŋ**'kredəbl/
5. /d/ + /m/ = /**b** m/ ► ADMIT /əd'mɪt/ ⇒ /ə**b**'mɪt/
6. /d/ + /b/ = /**b** b/ ► GOOD-BYE /gud baɪ/ /gu**b** baɪ/
7. /d/ + /p/ = /**b** p/ ► RED PAINT /red 'peɪnt/ ⇒ /re**b** 'peɪnt/
8. /d/ + /g/ = /**g** g/ ► BAD GUYS /bæd gaɪz/ ⇒ /bæ**g** gaɪz/
9. /t/ + /b/ = /**p** b/ or /**ʔ** b/ ► EIGHT BOYS /eɪt boɪz/ ⇒ /eɪ**p** boɪz/ or /eɪ**ʔ** boɪz/
10. /t/ + /k/ = /**k** k/ or /**ʔ** k/ ► I DON'T CARE /aɪ daʊnt keə/ ⇒ /...oun**k** keə/ or /...oun**ʔ** keə/

### EXERCISE - Read.

1. ten mice, seven masters, ten matches; 2. ten bombs, seven boats, ten birds; 3. ten guys, seven gardens, ten gates; 4. ten cars, seven keys, ten kisses; 5. good morning, good man, good meat; 6. good boys, good boat, good body; 7. red pen, red pants, red pipe; 8. bad guns, bad group, bad guide; 9. eight boats, eight birds, eight bubbles; 10. eight cars, eight keys, eight kisses.

# 13. Lesson Thirteen ► Comparison

*Give a dog a bad name and hang him.*

## INPUT

### • Stopniowanie

I. trzysylabowe wyrazy i dłuższe	beau-ti-ful ► <b>more</b> beautiful than... ► <b>(the) most</b> beautiful in-te-res-ting ► <b>more</b> interesting than... ► <b>(the) most</b> interesting
II. jednosylabowe wyrazy + większość dwusylabowych	tall ► taller ► <b>(the) tallest</b> ; small ► smaller than... ► (the) <b>smallest</b> big ► big <b>ger</b> ► (the) big <b>gest</b> ; fat ► fat <b>ter</b> than... ► (the) fat <b>test</b> pretty ► prett <b>ier</b> than... ► <b>(the) prettiest</b>
III. stopniowanie nieregularne	little ► <b>less</b> than... ► (the) <b>least</b> much / many ► <b>more</b> than... ► (the) <b>most</b> good / well ► <b>better</b> than... ► (the) <b>best</b> bad / badly ► <b>worse</b> than... ► (the) <b>worst</b>

## EXAMPLES

1. He is shorter than me (I am).
2. He is the shortest of all the boys I've known.
3. She is more intelligent than her sister.
4. She is the most intelligent girl in her class.
5. I've got less money than my brother.

## EXERCISES

### I. Put the right form.

1. The (fast) time for the 100 metres is just under 10 seconds.
2. The Pan-American Highway is the (long) road in the world.
3. The Beatles were the (successful) pop group ever.
4. Is English the (useful) language to learn?
5. The Queen must be the (rich) woman in England.

### II. Put the right form.

There are lots of hotels in the harbour city of Szczecin. You get a (wide) choice than in most places. The Radisson is the (famous) because it belongs to an international chain. It's also one of the (modern). The Neptune is a(n) (old) and (private) hotel. It's also (quiet) than the Radisson. The Radisson is the (expensive) hotel in town, and it's (popular) with business people than with tourists. Personally I can't think of anything (exciting) than a big modern hotel.

ADVERB (= ADJ + ly)	ADJECTIVE
beautiful <b>ly</b>	beautiful
eas <b>ily</b>	easy
w <b>ell</b>	good
bad <b>ly</b>	bad
litt <b>le</b>	little
fast	fast

## SPEECH

1. Who is the youngest in your family?  
*the most beautiful / the most intelligent / the least intelligent / the oldest*
2. Is your brother older than you?  
*younger / more intelligent / less intelligent*
3. Which is the longest river in the world / in Poland?
4. Is the Vistula shorter than the Danube?
5. Which is the highest mountain in the world / in Poland?
6. Is Mount Everest higher than Rysy?
7. Is a cat faster than a mouse?
8. Do you work more than your wife?

9. Do you earn less than your wife / father?

### PURPOSE

Ciągle coś porównujemy; służy nam do tego stopniowanie przymiotników i przysłówków. Nie wszystkie ADJ i ADV się stopniają (patrz: **ULTIMATE ADJ**, eg **gorgeous**, **chemical**).

### PRONUNCIATION – III ► Elision

*elizja (= wyrzucenie, nie wymówienie) głóski*

**Within one syllable** w ramach jednej sylaby

- 1. /ntʃ/ >> /nʃ/ ► LUNCH /lʌntʃ/ >> /lʌnʃ/
- 2. /ndʒ/ >> /nʒ/ ► STRANGE /streɪndʒ/ >> /streɪnʒ/
- 3. /mpt/ >> /mt/ ► JUMPED /dʒʌmpt/ >> /dʒʌmt/
- 4. /mps/ >> /ms/ ► JUMPS /dʒʌmps/ >> /dʒʌms/
- 5. /nts/ >> /ns/ ► PANTS /pænts/ >> /pæns/
- 6. /ŋks/ >> /ŋs/ ► PUNKS /pʌŋks/ >> /pʌŋs/
- 7. /ŋkt/ >> /ŋt/ ► JUNKED /dʒʌŋkt/ >> /dʒʌŋt/
- **At syllable boundaries** na granicy sylab (następna sylaba - tego samego słowa lub następnego - rozpoczyna się od spółgłoski C)
  - 8. /~t-C/ in /ft-C//st-C//pt-C//kt-C//tʃt-C//θt-C//ʃt-C/ ► NEXT QUESTION /neks kwestʃn/
  - 9. /~d-C/ in /ld-C//nd-C//bd-C//gd-C//dʒd-C//vd-C//δd-C//zd-C//md-C//ŋd-C/ ► STAND FIRM /stænd fɜ:m/
  - 10. ~n't /nt/ >> /n/ ► I DIDN'T KNOW /aɪ dɪdn nəu/

### EXERCISE - Read.

1. punch, pinch, clinch; 2. pungent, lounge, binge; 5. ants, cants, fronts; 6. banks, bunks, funks; 7. punctate.

# 14. Lesson Fourteen ► Uncountable Nouns

*If a thing is worth doing, it is worth doing well.*

## INPUT

<i>C</i>	<i>Polski</i>	<i>U</i>
a friend	<i>jeden.....trochę</i>	some milk
I have some friends.	<i>kilku (trochę).....trochę</i>	I have some milk.
Do you have any friends?		Do you have any milk?
I don't have any friends.	<i>żadnych, żadnego</i>	I don't have any milk.
I have no friends.	<i>żadnych, żadnego</i>	I have no milk.
many friends	<i>dużo</i>	much milk
a lot of friends	<i>dużo, mnóstwo</i>	a lot of milk
How many friends?	<i>ile?</i>	How much milk?
more friends	<i>więcej</i>	more milk
the most friends	<i>najwięcej</i>	the most milk
a few friends	<i>kilku.....trochę</i>	a little milk
few friends	<i>mało</i>	little milk
fewer friends	<i>mniej</i>	less milk
the fewest friends	<i>najmniej</i>	the least milk

- **Uncountables (U) niepoliczalne**

*Masa* ► bread, cream, gold, tea, water, glass, wood, wine, soap

*Abstrakt* ► beauty, horror, knowledge, work, hope, help, death

*Dziwne* ► information, advice, news, furniture, baggage/luggage, hair

a piece of ...; an item of ...

## EXAMPLES

He ate a whole **chicken** (C). – Would you like some **chicken** (U)?

I had a boiled **egg** for breakfast (C). – There's egg on your tie (U).

I broke a **glass** this morning (C). – **Glass** is made from sand and lime (U).

I picked up a **stone** (C). – We used **stone** to build our walls (U).

The North Sea produces oil. – ... a light oil.

This region produces wine. – ... an excellent wine.

This factory produces cloth. – ... a traditional cloth.

This box is made of wood. – ... a rare wood.

I'd like some ice.

a cube of ice

Have you got any chocolate?

a bar of

Can I have some bread, please?

a slice of

We need some paper.

a sheet of

Buy me some soap, please.

a bar of

Buy me some milk, please.

a bottle of

We need some jam.

a jar of

Have you got any matches?

a box of

I've got some tea.

a pot of

Buy some toothpaste.

a tube of

Add a little water.

a drop of

Add a little salt.

a pinch of *szczypta*

I've drunk a little tea.

a sip of

Add a little soda.

a splash of

I can see a little smoke.

a wisp of (~ of hair/grass *kosmyk*; ~ of smoke *wstęga*)

**PURPOSE**

Jeżeli nie wiemy, czy rzeczownik jest policzalny czy niepoliczalny, nie wiemy również, jaki artykuł postawić przed tym rzeczownikiem; nie wiemy także, jak go określić ilościowo.

**PRONUNCIATION – IV ► Weak Forms – A formy słabe**

Vd = Voiced; Vs = Voiceless; V = Vowel; C = Consonant

No	WORD	<i>mocna</i>	<i>WEAK FORMS</i>	<i>EXAMPLES</i>
1.	am	/æm/	/əm/; /m/	I'm Peter.
2.	is	/ɪz/	Vd + /z/; Vs + /s/	He's not here. It's my car.
3.	are	/ɑ:(r)/	/ə/ + C; /ər/ + V	We're students. You're ugly.
4.	was	/wɒz/	/wəz/	It was yesterday.
5.	were	/wɜ:(r)/	/wə/ + C; /wər/ + V	They were here. They were at home.
6.	be	/bi:/	/bɪ/	I'll be late.
7.	been	/bi:n/	/bɪn/	Where've you been?
8.	have	/hæv/	/həv/; /əv/; V + /v/	I've got a car.
9.	has	/hæz/	/həz/; /əz/; Vd + /z/; Vs + /s/	She's gone away. It's got a garden.
10.	had	/hæd/	/həd/; /əd/; V + /d/	We'd seen her.
11.	can	/kæn/	/kən/; /kn/; /kŋ/+/k/ lub	I can go. He can count. I can sing.
12.	could	/kud/	/g/	They could make it.
13.	shall	/ʃæl/	/kəd/	Where shall we go?
14.	should	/ʃud/	/ʃəl/; /ʃl/; /ʃ/	I should've done it.
15.	will	/wɪl/	/ʃəd/; /ʃd/	I'll come tomorrow.
16.	would	/wud/	/l/	I'd like to go. What would you like?
17.	do	/du:/	C + /əd/; V + /d/	How do you do?
18.	does	/dʌz/	/du/; /də/; /d/ + you	Does he understand?
19.	must	/mʌst/	/dəz/	I must go.
			/məst/; /məs/	



# 15. Lesson Fifteen ► Articles – A

*It's no use crying over spilt milk.*

## INPUT

<i>C</i>	<i>Komentarz</i>	<i>U</i>
A book is... ( <b>an</b> eye; <b>an</b> arm)	<i>nieokreślone l. pojedyncza</i>	∅ Milk is... <b>Some</b> milk is...
Books are... <b>Some</b> books are...	<i>nieokreślone l. mnoga</i>	<i>nie występuje w l. mnogiej</i>
... <b>any</b> books...	<i>nieokreślony w pytaniach i zaprzeczeniach</i>	... <b>any</b> milk...
<b>The</b> book is... <b>The</b> books are...	<i>określony (niezależnie czy w l. mnogiej czy pojedynczej)</i>	<b>The</b> milk is...

### • Definite article THE

1. **the** X that = taki X, który... ► Have you seen **the** dog (= naszego psa) ? Put **the** flowers into the vase (te, które trzymasz w ręce).
2. **jedyny** ► **the** Prime Minister, **the** North Pole, **the** sky, **the** Renaissance ⇒ down to ∅ earth
3. **wszystkie elementy danej klasy** ► **the** working class, **the** aristocracy, **the** Germans
4. **A(n) X...; the X...** ► I've seen **a** beautiful girl; **the** girl was...
5. **A(n) X...; the x (element X)...** ► He has **a** nice house; **the** garden is enormous.
6. **the** X of... **the** ► **the** height of Mont Blanc
7. **instytucje społeczne** ► go to **the** theatre / **the** cinema, **the** radio, **the** television, **the** paper(s), **the** press, **the** news
8. **transport i komunikacja** ► take **the/a** bus / **the/a** train; The letter will be in **the** post (RP) / **the** mail (US) tomorrow.
9. **the SUPERLATIVE** ► **the** tallest
10. **the LICZEBNIK PORZĄDKOWY** ► **the** first
11. **the same / only / sole / next / last** ► **the** same girl, **the** sole requirement
12. **części ciała** ► John banged himself on **the** forehead. Everyone gave me a pat on **the** back. I shook him by **the** hand / ...shook **his** hand. My father complains of a pain in **the** / **his** hip.
13. **przedstawiciel klasy** ► **The** dog is a nice animal.
14. **grać na instrumencie** ► play **the** guitar
15. **narodowości w PL** ► **the** Germans, **the** English
16. **wyjątki w nazwach geograficznych** ► **the** Crimea, **the** Saar, **the/∅** Sudan, **the** Punjab, **the** Sahara, **the/∅** Ukraine, **the** Ruhr, **the/∅** Sinai, **the/∅** Yemen, **the** Argentine / ∅ Argentina; **the** Auvergne, **the** Congo (∅ Zaire), **the** Hague.
17. **wyjątki w nazwach własnych** ► **the** Kremlin, **the** Pentagon, **the** Knesset, **the** Koran, **the** Bible, **the** Partenon, **The** Guardian, **The** Times (wszystkie angielskie dzienniki).
18. **the ADJ + N** ► **the** Suez Canal, **the** National Gallery, **the** Ford Foundation, **the** English Channel, **the** Washington Post, **the** American Civil War, **the** British Broadcasting Corporation
19. **the N of...** ► **the** House of Commons, **the** District of Columbia
20. **the + nazwy geograficzne (regularnie): grupy wysp, łańcuchy górskie, rzeki, morza, oceany, kanały sztuczne** ► **the** Canaries, **the** Alps, **the** Danube, **the** Atlantic, **the** Panama Canal
21. **hotele, restauracje, teatry, opery, muzea, biblioteki, szpitale (te, które nie mają ∅ Saxon Genitive)** ► **the** Globe, **the** British Museum
22. **tytuły gazet** ► **The** Economist ⇒ ∅ Time, ∅ Punch, ∅ New Scientist
23. **the + ADJ** ► **the** poor, **the** rich

### • Indefinite article A/AN (+ C sing rzeczownik policzalny w liczbie pojedynczej)

1. **A X...; the X** ► I've seen **a** beautiful girl; **the** girl was...
2. **przed rzeczownikiem w orzeczeniu imiennym** ► I'm **a** teacher.

3. po as ► as a/∅ lecturer
4. a = one ► a hundred
5. jakikolwiek / każdy (przedstawiciel klasy) ► The best way to learn a language is to live among its speakers. A woman is a woman.
6. A(n) + N = ∅ + ADJ ► He is an Austrian / a catholic. = He is Austrian / catholic.
7. na / w jednostce ► Twice a week. 40 km an hour.
8. jednostka ► a coffee
9. have a V ► have a look, need a wash
10. half / rather / such / what / many / as / how / so / too + a ► Many a small firm has been created recently.

### EXERCISE

#### a / an / the

Then they came to ... bridge. As they were crossing ... bridge, they met ... old woman and spoke to her. ... woman refused to answer them at first. She could tell at a glance that they had escaped from ... mental hospital and she was afraid of getting into trouble. They weren't ... first patients to have escaped from ... hospital. As soon as Robert produced ... knife, ... woman proved very willing to answer their questions. She told them exactly where they were and directed them to ... place where they might find clothes and food.

### PURPOSE

Patrz Lesson 18.

## 16. Lesson Sixteen ► Past Continuous

*It never rains but it pours.*

### INPUT

I am speaking English now. What are you doing? They aren't listening to me. [PRESENT CONTINUOUS]

I was You were He was	working	Czas przeszły progresywny - coś było w trakcie (w progresji) dziania się; czas często będący tłem dla innego zdarzenia.
We were You were They were		

What <b>were you doing</b> when he came in?
I <b>wasn't sleeping</b> when I heard the noise.

### EXAMPLES

1. I was living abroad in 1965.
2. It was raining all night.
3. When I was leaving, the phone rang.
4. While I was reading, John was playing the piano.

### EXERCISES

#### I.

1. (you still work) when I left?
2. I lived in Portugal at the time you (live) in Spain.
3. (you read) when I rang?
4. Just as I (get) to an interesting part of the story, the doorbell rang.
5. I (not listen), so I missed what she said.
6. We stayed because we (enjoy) the party.

#### II. Translate.

1. W latach siedemdziesiątych chodziłem do szkoły podstawowej.
2. W czasie wojny mieszkałem w Warszawie.
3. Gdy go zobaczyłem, czytał gazetę.

#### III.

Mr Wilson, our District Doctor, (**drive**) home at 5 am one night after an urgent visit to a sick patient.

*Pan Wilson, nasz miejscowy lekarz, jechał do domu o 5.00 nad ranem po pilnej wizycie u chorego pacjenta.*

He (**drive**) along a deserted country lane, when he (**see**) a man lying on the road.

*Jechał wiejską, opuszczoną drogą, kiedy zobaczył człowieka leżącego na drodze.*

He (**stop**) his car and (**get**) out.

*Zatrzymał samochód i wyszedł z niego.*

The man (**be**) clearly visible in the blaze of his headlights.

*Człowiek był jasno widoczny w świetle jego reflektorów przednich.*

He (**look**) like a heap of old newspapers.

*Wyglądał jak stos starych gazet.*

He (**lie**) on the road without moving.

*Leżał na drodze bez ruchu.*

When Mr Wilson (**go**) close to him, he (**notice**) that there was a knife stuck in the man's chest.

*Kiedy pan Wilson podszedł bliżej do niego, zauważył, że w pierś mężczyzny wbity jest nóż.*

The poor creature was bleeding! His instincts as a doctor (**tell**) him he would have to rescue him, so he (**pull**) at the knife trying to take it out.

*Biedne stworzenie krwawiło! Jego lekarski instynkt podpowiedział mu, że musi uratować go (tego człowieka), więc pociągnął za nóż, próbując go wyciągnąć.*

At that moment, the man (**open**) his eyes and (**knock**) the doctor out.

*W tym momencie mężczyzna otworzył oczy i znokautował doktora.*

Then the man (**take**) the doctor's carkeys and (**drive**) away in his car.

*Następnie mężczyzna wziął kluczyki doktora i odjechał jego samochodem.*

### SPEECH

1. What were you doing when I entered the room?
2. Was it raining when we first met?
3. What were you doing at this time yesterday?
4. What was your mother / wife doing when you were leaving the house in the morning?
5. Were you sleeping yesterday at 10 o'clock?
6. While you were driving here, did you notice anything particular?
7. While you were shaving in the morning, were you singing?

### PURPOSE

Czas **Past Continuous** służy do opisu tła wydarzeń historycznych i używamy go często, gdy opowiadamy o zdarzeniach przeszłych, odniesionych do konkretnego miejsca w czasie.

### EXTRA INPUT ► **Dare** /deə(r)/ mieć śmiałość, śmieć

dared / durst; daredn't; he dare INF

Don't dare come here again! I daredn't / don't dare speak to him. Nobody dared ask him that. He didn't dare (to) come. I wonder how he dares (to) say such things. He will dare any danger. He dared me to jump from the tower.

# 17. Lesson Seventeen ► Present Perfect Continuous & Past Perfect

*It takes all sorts to make a world.*

## INPUT (1) Present Perfect Continuous

SUB	have/has	been	~ing	Czas terażniejszy progresowno-dopunktowy opisuje czynność, która trwa (jest w progresji) do punktu TERAZ.		
He	has	been	learning.			
(wh-WORD)	have/has	SUBJECT	been	~ing	?	
(Why)	have	you	been	learning	?	
	SUBJECT	have/has + not	been	~ing		
We		haven't	been	learning.		

## EXAMPLES

- I've typed all day. (I've finished) = I've been typing **all day**. (I'm still typing or I've just stopped)
- I've waited here for six hours. = I've been waiting here for six hours.
- I've worked here since 1980. = I've been working here since 1980.
- I've been painting this kitchen. It will look good when it's finished.
- I've written six compositions since lunch.
- I've been writing compositions since lunch.
- I've knocked six times. I don't think anyone's in.
- I've been knocking. I don't think anybody's in.

## EXERCISES

### I. Present Perfect Continuous.

- I'm tired. I (dig) all day.
- How long (you wait) here?
- I (stand) here since 6 o'clock.
- You're out of breath. (you run)?

### II. Present Perfect Continuous or Present Perfect Simple.

- I (type) all the letters. The job's done.
- I (type) this report since yesterday and I'm only half way through.
- We (build) this garage ourselves and have just begun to use it.
- We (build) this garage ourselves and hope to finish it within the next two months.

### III. Ask a question.

- You have a friend who is learning Arabic. You ask: (how long/learn/Arabic)
- You have just arrived to meet a friend. She is waiting for you. You ask: (how long/wait)
- You see somebody fishing by the river. You ask: (how many fish/catch)
- Some friends of yours are having a party next week. You ask: (how many people/invite)
- A friend of yours is a teacher. You ask: (how long/teach)

## SPEECH

- How long have you been learning English?
- How long have you been living in Szczecin?
- How long have you been working here?
- What have you been doing recently?

## INPUT (2) Past Perfect

SUBJECT	had	III FORMA	Czas przeszły dopunktowy opisuje czynność, która zdarzyła się lub zdarzała się przed punktem w przeszłości.
I	had	written	
He	had	died	

## EXAMPLES

- When I arrived, Ann left. (at that moment)
- When I arrived, Ann had left. (before I got there)
- The patient had died when the doctor arrived. (First the patient died. Then the doctor arrived.)
- By the time we arrived, the party **had finished**.

5. We had a good rest when our guests **had all left**.
6. When she rang the office this morning, Jim **had already gone out**.
7. Before we took Tim to the theatre, he **had never seen** a stage play before.
8. I **had just cleaned** the carpet when the dog came and shook himself.
9. They (had) locked the gates before I got there.
10. I rang the shop as soon as I (had) checked the contents of the box.
11. After we (had) discussed it on the phone, I wrote him a letter about it.

### EXERCISE

#### The simple past / past perfect.

1. My son (gave) me back the book, (thank) me for lending it to him and (say) that he (enjoy) it very much; but I (know) that he (not read) it because most of the pages (be) still uncut.
2. When she (see) her mother off the station, she (return) home as she (not have) to be at the airport till 11.00. She (not have) to pack, for her mother already (do) that for her and her cases (be) ready downstairs. She (not have) to check the doors and windows either, for her mother always (do) that before she (leave) the house. All she (have) to do (be) to decide whether or not to take her overcoat with her. In the end she (decide) not to. At 10.30. she (pick) up her cases, (go) out of the house and (slam) the door behind her. Then she (feel) in her pockets for the key, for her mother (remind) her to double-lock the front door. When she (search) all her pockets and (find) no key she (remember) where it (be). She (leave) it in in her overcoat pocket. Then she (remember) something else: her passport and tickets (be) in her overcoat pocket as well.

### SPEECH

1. How long had you worked before you started here?
2. How long had you known your wife before you got married?

### PURPOSE

Czas **Past Perfect** jest szczególnie użyteczny, gdy chcemy ukazać, że pewne zdarzenie miało miejsce przed innym zdarzeniem w przeszłości, unika się w ten sposób dwuznaczności. Ponadto czas ten pełni doniosłą rolę w następnym czasie.

--

# 18. Lesson Eighteen ► Articles – B

*Never look a gift horse in the mouth.*

## INPUT

### • Zero article Ø

- dla opisanie całej klasy ► Ø Tigers are Ø dangerous animals.
- kiedy w konstrukcji imiennej człon rzeczownikowy oznacza jedyną rolę ► John is Ø captain of the team. Clinton is now Ø President of the United States of America.
- po słowie **turn**, kiedy oznacza ono „stać się, zostać” ► She turned Ø teacher eventually.
- po frazach ► **the post of Ø..., the position of Ø..., the role of Ø...**
- przed rzeczownikami niepoliczalnymi, gdy są niezdefiniowane i chodzi o całą klasę, a nie o pewną część ► I've always preferred Ø coffee to Ø tea. This coat is made of Ø leather.
- w nieoficjalnych notatkach i szybkiej korespondencji handlowej (faks, teleks)
- w oficjalnych formularzach
- przed instytucjami społecznymi ► be in / go to Ø town / Ø bed / Ø hospital / Ø prison / Ø jail; come / go / leave Ø home; be (at) Ø home; feel at Ø home; be at / go to Ø school / Ø sea; be in / at Ø church / Ø college; go to Ø church / Ø college
- przed środkami transportu i komunikacji ► travel / leave / come / go by Ø bicycle / Ø bus / Ø car / Ø boat / Ø train / Ø plane; communicate by Ø radio / Ø telephone / Ø telex / Ø post / Ø mail / Ø satellite
- pory dnia i nocy w wyrażeniach ► at Ø dawn / Ø daybreak; when Ø day breaks...; at Ø sunrise / Ø sunset; at / around Ø noon / Ø midnight
- pory roku (the/Ø) ► The/Ø winter is coming. in the/Ø spring / summer / autumn / fall
- przed posiłkami ► stay for / have / before / after / at / for Ø breakfast / Ø brunch / Ø cocktails / Ø tea / Ø lunch / Ø dinner / Ø supper ► We had a nice lunch, just two of us.
- przed chorobami ► Ø anaemia, Ø appendicitis, Ø diabetes, Ø influenza, Ø pneumonia ► the/Ø flu, the/Ø measles, the/Ø mumps, the/Ø chicken pox, the/Ø hiccups; the bends, the jitters, the/a bellyache, a cold (catch Ø cold), a fever, a temperature; a headache, inne ~ache:
  - gdy określają stan ⇒ Nuts give me Ø toothache.
  - gdy określają pojedynczy ból lub atak ⇒ a (US) lub the/Ø (RP): On and off she suffers from a stomachache (US). / ...from the/Ø stomachache (RP).
- frazy paralelne ► Ø arm in Ø arm, Ø face to Ø face, Ø day by Ø day, Ø eye to Ø eye; from Ø father to Ø son, Ø husband and Ø wife; from the/Ø right to the/Ø left; both the/Ø ..., and the/Ø ...; neither the/Ø ..., nor the/Ø ...
- idiomy ► on Ø foot, in Ø turn, out of Ø step; on Ø top of..., by Ø way of...; take Ø advantage of..., set Ø fire to..., get Ø word of...
- po **as** ► as a/Ø teacher
- przed rzeczownikami niepoliczalnymi niezdefiniowanymi ► Ø Hydrogen is lighter than Ø oxygen. Ø Research shows that...
- przed rzeczownikami abstrakcyjnymi niezdefiniowanymi ► Ø Theory must go hand in hand with Ø practice.
- Ø YX ⇒ the X of Y ► Ø European history ⇒ the history of Europe
- święta, miesiące, dni tygodnia, kontynenty, kraje, miasta, jeziora, szczyty górskie
- przed skrótowcami czytany jako jedno słowo ► ØUnesco

## EXERCISES

### I. a / an / Ø

- My friend is ... photographer; let's ask him for ... advice about colour films.
- ... travel agent would give you ... information about ... hotels.
- Do you take ... sugar in ... tea?
- I live in ... village.
- I have to buy ... furniture.

### II. the / Ø

- ... youngest boy has just started going to ... school.
- ... darkness doesn't worry ... cats; ... cats can see in ... dark.
- ... furniture in this room isn't nice.

4. ... boys will be ... boys.
5. I like ... milk.

### III. a / an / the / Ø

1. There was ... knock on ... door. I opened it and found ... big dark woman in ... yellow overcoat and ... paper cap. She said she was ... employee of ... gas company and had come to read ... meter.
2. There has been ... murder here. Where is ... body? There isn't ... body. Then how do you know there has been ... murder?
3. I'll tell you ... story about ... Pole, ... German and ... Russian. You must have heard ... stories about ... Poles, ... Germans and ... Russians before and they were probably all ... same. But mine is not ... typical story. In my story ... Pole is hard-working, ... German is romantic and ... Russian is teetotal. As you see it's ... fantastic story and I hope you'll listen with ... pleasure.

### PURPOSE

Artykuły (zwane bezpodstawnie rodzajnikami) nie istnieją jako kategoria gramatyczna w polskim, co sprawia, że ich użycie jest dla Polaków wielkim problemem; częstokroć Polacy nie zdają sobie sprawy, jak ważną rolę pełnią artykuły.



# 19. Lesson Nineteen ► Future Simple & Continuous

*A new broom sweeps clean.*

## INPUT

### Simple Future

SUB	will/shall	INF bezokolicznik goły	Czas przyszły prosty (intencjonalny) służy do wyrażenia:
I	will (shall)	write	<ul style="list-style-type: none"> <li>• obietnicy</li> <li>• prośby</li> <li>• oferty</li> <li>• sugestii</li> <li>• groźby</li> <li>• nagłej decyzji</li> </ul>
you	will		
he	will		
we	will (shall)		
you	will		
they	will		

## EXAMPLES

1. I'll buy you a bicycle for your birthday. (promise)
2. Will you hold the door open for me, please? (request)
3. Shall I get your coat for you? (offer)
4. Shall we go for a swim tomorrow? (suggestion)
5. Just wait! You'll regret this! (threat)
6. I'll stop and ask the way. (decision)

### Future Continuous / Progressive

SUB	will/shall	be	~ing	Czas przyszły progresywny służy do:
I	will	be	writing	Czas przyszły progresywny służy do: ► opisanie czynności, która będzie się dziać (będzie w progresji, w trakcie) w przyszłości; ► wyrażenia obiektywnej przyszłości.
you				
he				
we				
you				
they				

## EXAMPLES

1. We'll be spending the winter in Australia. (=We are spending ...)
2. When will you be seeing Mrs White? (≈ When will you see her?)
3. At this time tomorrow I'll be lying on the beach.

## EXERCISES

### I. The present continuous.

1. I (take) my sis to the theatre tomorrow.
2. I (meet) her in front of her house at nine.
3. She (come) out of hospital next week.
4. I (lend) her my camera for her holidays.
5. They (get) married next month.
6. He (start) a new job on Monday.

### II. The Future Simple.

1. I (know) the result in two weeks' time.
2. You (have) time to help me tonight?
3. I hope I (find) it.
4. She (believe) whatever you tell her.
5. I (remember) this day all my life.

### III. The Future Continuous.

1. This time next month I (sit) on a beach.
2. In a few days' time we (fly) over the Alps.
3. You (do) history next term.
4. He (use) the car this evening.

5. In a hundred years' time people (go) to Mars for their holidays.

### SPEECH

1. What shall I do for you?
2. What'll you be doing tomorrow at this time?
3. Will you do me a favour?
4. Will you promise me something?
5. Shall we have another lesson?
6. Where will you be spending your next holiday?

### PURPOSE

Te dwa czasy często są źle używane. Czas **Future Simple** służy do wyrażenia nagłej decyzji, obietnicy, groźby, sugestii i prośby; czystym czasem przyszłym jest **Future Continuous**, którym pytamy się o zdarzenie, jakie może obiektywnie zajść; poza tym **Future Continuous** opisuje czynność, która będzie w trakcie trwania lub na pewno zrealizuje się.

### REVISION ► Questions

(Wh-)	V <sub>a</sub> (ANOMALOUS nienormalny)	SUBJECT	VERB	...	?
What	can/could	I	read		
Who	may/might	you/we/they	sleep		
Whom	be (are/am/is/was/were)	she/he/it	work		
Why	must	Peter	go		
When	have (have/has/had)	the girls	think		
Where	will/would	everybody	give		?
Whose	shall/should	your mother	walk		
How	<b>do/does/did</b>		watch		
	ought to		eat		
	need		close		
	dare		open		
	used to		write		

## 20. Lesson Twenty ► Future Perfect Simple & Continuous

*No gain without pain.*

### INPUT

•

#### Future Perfect

SUB	will/shall	have	III forma	Czas przyszły dopunktowy opisuje czynność, która ma się skończyć przed jakimś punktem czasu w przyszłości.
I				
you				
he	will	have	written	
we				
you				
they				

### EXAMPLES

1. I will have retired by the year 2020.
2. I won't have retired till the year 2020.

• **Future Perfect Continuous / Progressive**

SUB	will/shall	have	been	~ing	
I you he we you they	will	have	been	writing	Czas przyszły progresowno-dopunktowy opisuje czynność, która będzie się dziać (będzie w trakcie, w progresji) aż do jakiegoś punktu czasu w przyszłości.

**EXAMPLES**

By this time tomorrow, I will have been working on this book for a year.

• **To Be Going To = to be gonna**

**EXAMPLES**

1. I am going to do something. (going to = gonna)
2. It's going to rain?
3. What are you going to do tomorrow?
4. Is she going to study medicine?

**EXERCISES**

**I. be going to**

1. When you (pay) the bill?
2. You (eat) all that?
3. The tiger (attack) us.
4. The cat (have) kittens.
5. This helicopter (crash).
6. You (ask) them to help you?

**II. The Future Perfect.**

1. In two days' time he (take) his exam.
2. I (finish) this article by tomorrow evening.
3. I'll still be here next year but Robert (leave).
4. By this time next year I (save) 5000 PLN.
5. The train (leave) before they reach the station.

**SPEECH**

1. Shall we go for a swim tomorrow?
2. When'll I see you again?
3. Will prices rise again next year?
4. Will it rain tomorrow?
5. Do you think you'll get a promotion?
6. Will you have lunch with me tomorrow?
7. When'll you finish this course?
8. What'll you be doing at this time tomorrow?
9. When'll you be seeing your wife?
10. Will you be spending the winter in Australia?
11. Will you have retired by the year 2010?
12. Will you have learned English by the month of July?
13. What are you gonna do tomorrow?
14. Is it going to rain?

**PURPOSE**

Aż cztery czasy przyszłe, forma **going to** oraz użycie czasów teraźniejszych w funkcji czasu przyszłego sprawia, że w angielskim można bardzo precyzyjnie wyrazić przyszłość. I tak czas **Future Perfect** opisuje zdarzenie, które powinno się zakończyć w pewnym punkcie przyszłości; czas **Future Perfect Continuous** opisuje zdarzenie, które po pierwsze będzie miało swój kres w pewnym punkcie przyszłości i / lub po drugie będzie trwało nieprzerwanie przez jakiś czas.

**REVISION ► Negations**

SUBJECT	V <sub>a</sub>	not		VERB	...
I you/we/they she/he/it Peter the girls everybody your mother	can/could may/might must will/would shall/should <b>do/does/did</b> need dare	not	∅	read sleep live work go think give walk	
	be (are/am/is/was/were) have (have/has/had) used ought	not	to	watch close open write	

--

## 21. Lesson Twenty-One ► Tenses – Revision

*One good turn deserves another.*

### INPUT = REVISION

TENSE	SIMPLE	CONTINUOUS	PERFECT	PERFECT CONTINUOUS
<b>PRESENT</b>	I write He writes Do you write? Does he write? I don't write. He doesn't write. Yes, I do. No, I don't.	I am writing. What is he writing? They aren't writing. Yes, I am. No, I am not.	I have written. Have you written it? He hasn't written anything. Yes, I have. No, I haven't.	I have been working here for 5 years. Have you? Yes, I have. No, I haven't.
<b>PAST</b>	He wrote a book. Did you see him? I didn't do anything. Yes, I did. No, I didn't.	I was playing the piano. He wasn't doing it. Was she leaving? Yes, she was. No, she wasn't.	He had done it. Had you seen him? No, I hadn't. Yes, I had.	I had been working here for 5 years. Had you? Yes, I had. No, I hadn't.
<b>FUTURE (will / shall)</b>	I'll do it. Will you do it? Yes, I will/shall. No, I won't/shan't.	I'll be writing it. Will you be seeing him? Yes, I will/shall. No, I won't/shan't.	I'll have finished it by tomorrow. Will you? Yes, I will/shall. No, I won't/shan't.	I'll have been working here for 5 years tomorrow. Will you? Yes, I will/shall. No, I won't/shan't.
<b>FORM</b>	<b>I / II FORM</b>	<b>be + ~ingFORM</b>	<b>have + III FORM</b>	<b>have + been + ~ingFORM</b>
<b>Znaczenie</b>		<b>być w trakcie, w progresji</b>	<b>mieć coś (z)robione przed jakimś punktem czasu</b>	<b>mieć coś (z)robione przez jakiś czas do jakiegoś punktu czasu</b>

SIMPLE	CONTINUOUS	PERFECT	PERFECT CONTINUOUS
<b>to write</b>	<b>to be writing</b>	<b>to have written</b>	<b>to have been writing</b>
he writes he wrote he'll write	he is writing he was writing he'll be writing	he has written he had written he'll have written	he has been writing he had been writing he'll have been writing

### EXERCISE

- Hello! I (try) to telephone you all week. Where you (be)?
- "I don't think we (meet) before?" "Well, I (see) you once at a party, but we not (be) introduced then."
- I (buy) the book, but when I (hear) the opinion of the critics, I (change) my mind.
- It's a great pity you not (come) to Gdansk with us last Sunday. As you never (see) the sea before, it (be) a new experience for you.
- How long (you - work) in this firm?
- What (you - do) tomorrow?
- How (you - spend) last Saturday?
- What (you - do) when I rang you?

**SPEECH**

1. Do you work? What's your job? What do you do for a living?
2. What's your monthly salary?
3. What's the average monthly pay in Poland?
4. How much is the rent for a three-roomed flat?
5. How long is maternity leave?
6. How much is the income tax?
7. How many days a week do you work?
8. Do you have a house of your own?
9. What car do you have?
10. What political parties are there in Poland?
11. Are you a member of any of them?
12. Who is the head of the Polish Trade Union?

**PURPOSE**

Każde zdanie, jakie wypowiedamy, jest w jakimś czasie; żeby mówić, musimy wiedzieć, jaki czas użyć i dlaczego.

**EXTRA INPUT** ► **Literary Inversion** inwersja literacka

**ADV + V<sub>a</sub> + SUB + ...**

ADV<sub>1</sub> = {little, never, rarely, seldom, on no account...}

Never have I seen such a thing! On no account must you go there!

ADV<sub>2</sub> = {only then, only after...}

Only then did I realise how stupid I had been.

ADV<sub>3</sub> = {so..., such...}

Such was her charm that everybody fell in love with her. So violent was his fury that...

## 22. Lesson Twenty-two ► Tag Questions

*One swallow doesn't make a summer.*

### INPUT

#### • Tag Questions

SUBJECT	V <sub>a</sub>	VERB	nieprawdaż? [Pytanie koniuzkowe]
He	+	write,	-
	can could may might is to was to <b>must</b> had to will would should <b>does</b> <b>did</b> ought to used to		can't he? couldn't he? mayn't he? mightn't he? isn't he? wasn't he? <b>needn't he?</b> hadn't he? won't he? wouldn't he? shouldn't he? doesn't he? didn't he? oughtn't he? didn't he?
	-		+
	can't couldn't may not isn't to wasn't to hasn't to hadn't to wouldn't shouldn't <b>doesn't</b> <b>didn't</b> ought not to		can he? could he? may he? is he? was he? has he? had he? would he? should he? does he? did he? ought he?

### EXAMPLES

1. A.I didn't see her. B.Didn't you? I did.
2. A.I saw her. B.Did you? I didn't.
3. I am the first, **aren't I?**
4. **No salt** is allowed, **is it?**
5. **Nothing** was said, **was it?**
6. You **hardly ever** smoke, **do you?**
7. **No one** will come, **won't they?**
8. **Neither of them** came, **did they?**
9. You saw her, didn't you?
10. You saw her, did you **not?**
11. You saw her, did you? (*comment*)
12. I saw her. Oh, did you? (*comment*)
13. A.I like her. B.**So** do I.
14. A.I don't like her. B.**Neither** (Nor) do I.

### EXERCISES

I.

1. You aren't afraid of ants...
2. Ann isn't at the office...

3. You don't know Chinese...
4. Robert didn't see them...
5. This isn't yours...
6. Barbara wasn't angry...
7. Robert hasn't had breakfast...
8. You won't tell anyone...
9. I didn't wake her up...
10. Robert doesn't like chocolate...
  
11. You don't want to sell the car...
12. It doesn't hurt...
13. People shouldn't drink and drive...
14. They aren't going alone...
15. They couldn't pay the bill...
16. You don't agree with her...
17. There wasn't a lot to do...
18. I needn't say anything...
19. That wasn't John on the phone...
20. You didn't do it on purpose...

## II.

1. The children can speak Arabic...
2. He's twelve years old...
3. Robert came on a horse...
4. They have got two cars...
5. Your father was a millionaire...
6. Robert should try again...
7. It could be done...
8. Your sister's here...
9. That's her over there...
10. Robert can leave his car here...
  
11. This will fit in your pocket...
12. His son has headaches quite often...
13. She's got big blue eyes...
14. The twins arrived last night...
15. Joan writes books...
16. He puts the money in the bank...
17. She drives a sports car...
18. Prices keep going up...
19. I've seen them before...
20. Robert's written a book...

## SPEECH

1. You like learning English, do you? ..., don't you?
2. You don't smoke, do you? ..., don't you?
3. You are still studying, aren't you? ..., are you?
4. You've been to England, have you? ..., haven't you?

## PURPOSE

Za pomocą Pytań Koniuszkowych dużo częściej zadaje się pytanie po angielsku niż poprzez formalne pytania. Ponadto konstrukcje te są bardziej naturalne w języku potocznym.



## 23. Lesson Twenty-Three ► Nouns & Personal pronouns

*Out of sight, out of mind.*

### INPUT

- **C / U** ▷ Lesson 14

- **Plural**

- day – days; dog – dogs; house – houses
- tomato – tomatoes; brush – brushes; box – boxes; church – churches; kiss – kisses; (but: dynamo – dynamos, kilo – kilos, photo – photos, piano – pianos)
- baby – babies, country – countries, lady – ladies
- loaf – loaves, wife – wives, wolf – wolves, half – halves, knife – knives, leaf – leaves, life – lives, shelf – shelves, thief – thieves
- foot – feet, mouse – mice, woman – women, man – men, tooth – teeth
- deer – deer, sheep – sheep
- team, family
- clothes, police, pyjamas, trousers, glasses, scissors (PL)
- news, mumps (SING)
- crisis – crises, phenomenon – phenomena, oasis – oases, radius – radii

- **Saxon Genitive**

- a man's job, the people's choice, the butcher's (shop), Russia's experts
- a girls' school, the students' hostel, the Smiths' car
- Pythagoras' Theorem, Archimedes' Law
- Mr Jones' house/Mr Jones's house
- a glider's wings = the wings of a glider, the train's heating system = the heating system of the train
- a week's holiday, today's paper, ten minutes' break, in two years' time  
ten dollars' worth
- a winter's day = a winter day; the keys of the car = the car keys

- **Personal Pronouns**

Osoba Liczba	1	2	3	4	5
	Subject	Object	przymiotnik dzierż.	zaimek dzier.	zaimek emfatyczny
1. SING	I	me	my	mine	myself
2. SING	you	<= /ju:/ you	/jo:/your	yours	yourself
3. SING	he ♂	him	his	<= his	himself
3. SING	she ♀	her	<= her	hers	herself
3. SING	it	<= it	its	<= its	itself
1. PL	we	us	our	ours	ourselves
2. PL	you	you	your	yours	yourselves
3. PL	they	them /ðem/	their /ðeə/	theirs	themselves

### EXAMPLES

1. I cut myself. John and Mary blamed themselves for the accident. John and Mary blamed each other. He spoke to himself.
2. The windows are dirty; I must wash them. If you see her, tell her I need her.
3. It's 8 o'clock. It's time to leave. It's Tuesday. It rains a lot. It's 20 miles to London. It takes 10 minutes to get to work.
4. It's pleasant to lie in the sun.
5. Have a biscuit. I've had one.
6. Have you got any sugar? Can you lend me some please? Sorry, I haven't got any.

CLOSENESS⇒ NUMBER↓	<i>near</i> <i>close</i> here	<i>far</i>  there
SINGULAR	<b>this</b>	<b>that</b>

PLURAL	these	those
--------	-------	-------


**PURPOSE**

Podmiot zawsze musi być w zdaniu angielskim, najczęściej podmiotem jest zaimek; zaimki generalnie są częściej używane niż rzeczowniki.

**PRONUNCIATION - V ► Weak Forms - B**

V = Vowel; C = Consonant

No	WORD	<i>mocna</i>	<i>WEAK FORMS</i>	<i>EXAMPLES</i>
1.	at	/æt/	/ət/	at home
2.	for	/fɔ:(r)/	/fə/ + C; /fər/ + V; /fr/ + V	for you; for it
3.	from	/frɒm/	/frəm/; /frm/	from Poland
4.	of	/ɒv/	/əv/; /ə/ + V	the heart of the matter
5.	to	/tu:/	/tu/ + V; /tə/ + C	to go
6.	till	/tɪl/	/tl/	till tomorrow
7.	and	/ænd/	/ənd/; /ən/; /nd/; /n/	bread and butter; three and five
8.	as	/æz/	/əz/	not as good
9.	but	/bʌt/	/bət/	but it's impossible
10.	or	/ɔ:(r)/	/ə/ + C; /ər/ + V	you or me; ten or eight
11.	than	/ðæn/	/ðən/; /ðn/	less than that
12.	that	/ðæt/	/ðət/	the man that has just come
13.	who	/hu:/	/u:/	the man who has just come
14.	you	/ju:/	/ju/	don't you know?
15.	he	/hi:/	/i:/	and he will
16.	his	/hɪz/	/ɪz/	all his books
17.	him	/hɪm/	/ɪm/	don't tell him
18.	them	/ðem/	/ðm/	don't tell them
19.	her	/hɜ:(r)/	/hə(r)/; /ɜ:(r)/; /ə(r)/	I don't like her. Take her out.



## 24. Lesson Twenty-Four ► Passive Voice

*Paddle your own canoe.*

### INPUT

• **Passive Voice**

	It	(be)	written	
TENSE	SUBJ	to be	III FORM	komentarz
1. PRESENT SIMP. 2. PRESENT CONT. 3. PRESENT PERF.	It	is is being has been	written.	1. w ogóle, często, cyklicznie 2. w tym momencie, teraz 3. właśnie co (just), już (already), od jakiegoś czasu do teraz (since, for)
1. PAST SIMPLE 2. PAST CONT. 3. PAST PERF.		was was being had been		1. kiedyś zostało napisane / było pisane 2. kiedyś przez jakiś czas było pisane
1. FUTURE SIMPLE 2. FUTURE PERF. 3. going to V <sub>a</sub>		'll be 'll've been 's gonna be		3. zostało/było napisane/pisane wcześniej, przed inną czynnością / zdarzeniem w przeszłości 1. zostanie / będzie napisane / pisane
		1. must be 2. can be 3. may be 4. should be		2. będzie (na)pisane do jakiegoś momentu w przyszłości / prawdopodobnie będzie (na)pisane 3. ma być (na)pisane / będzie (na)pisane
				1. musi być / zostać napisane 2. może być ... 3. może być ... 4. powinno być ...

### EXAMPLES

- John burnt the dinner. ► The dinner **was burnt** (by John).
- She wants her car **to be repaired**.
- I **was given** a car.
- I **was told not to** come.
- She **decided** to sell the car. ► She **decided that** the car **should be sold**. [agree, be anxious, arrange, be determined, determine, demand]
- You'll **get** (= be) **fired** if you don't follow my orders.
- He must **be written to**.
- The children **were well looked after**.
- She **is known / thought / considered to** be very intelligent.
- She **is / was known / thought / considered to have been** very beautiful.
- He made me **Ø** do it. ► I was made **to** do it.
- He let me **Ø** go. ► I was let **Ø** go.
- I don't like **being told** what to do.
- I remember **being given** the key.
- I hate **being kept waiting**.

### EXERCISES

#### I. Active Voice > Passive Voice.

- They are building a bridge.
- They told me to come to their place.
- People don't use this road very often.
- They sell books here.
- Someone has to do it.
- They took the prisoners to a camp.
- Someone has stolen my watch.
- They will post the parcel soon.
- They were operating on him when the lights went off.

10. They are meeting me at the station.

## II. Translate.

1. Przeszukano nam samochód na granicy.
2. Dzieci odwozi się codziennie do szkoły.
3. Trzeba się zająć tą sprawą.
4. Tych butów nie można już naprawić.
5. Angielskim mówi się w wielu krajach.
6. Oczekuje się, że ceny wzrosną.
7. Kiedy zbudowano tę katedrę?
8. Ktoś na pewno zapłacił ten rachunek.
9. Mówi się, że on był w Anglii.

## SPEECH

1. When were you born?
2. Are you supposed to be here?
3. Are you thought to be beautiful / intelligent?
4. When was this school built?
5. Have you ever been told to shut up?
6. Where was this computer made?

## PURPOSE

Strona bierna jest dużo częściej używana w angielskim niż w polskim, szczególnie często występuje w tekstach naukowych, technicznych i handlowych, a więc takich, które będą najczęściej czytane i pisane przez uczących się angielskiego. Często również tworzy się stronę bierną od dopełnienia dalszego (Somebody gave me [DOPEŁNIENIE DALSZE] an apple.

► I was given an apple.)

## 25. Lesson Twenty-Five ► Conditional

*Practice makes perfect.*

### INPUT

- **Conditional I** (*Przyszłość 90%*)

<b>If-CLAUSE (PRESENT)</b>	<b>MAIN CLAUSE (FUTURE)</b>
If the weather is fine tomorrow	we'll go for a walk.
<b>MAIN CLAUSE (FUTURE)</b>	<b>If-CLAUSE (PRESENT)</b>
We'll go for a walk	if the weather is fine tomorrow.

### EXAMPLES

1. If she finishes work early, she will go (= can go, may go) home.
2. If she has finished work by 4 o'clock, she will go home.
3. If she doesn't hurry, the plane will have left by the time she gets to the airport.
4. If the weather clears, we'll go for a walk.
5. If it's fine tomorrow, we may go for a swim.
6. If it's fine tomorrow, we must go for a swim.
7. If I see him, I'll ask him to ring you. = If I should see him, I'll ask him to ring you. (*more doubtful*) = Should I see...
8. If you see him, ... = If you should see him, ... (*very polite*)
9. If you fail to pay, they'll cut off the electricity. = Fail to pay **and** they'll cut off the electricity.
10. If you **don't** stop borrowing money, you'll be in trouble. = Stop borrowing money, **or** you'll be in trouble.

- **Conditional II** (*Przyszłość 10%*)

<b>If-CLAUSE (PAST)</b>	<b>MAIN CLAUSE (would + INF)</b>
If the weather was / were fine tomorrow	we'd go for a walk.
<b>MAIN CLAUSE (would + INF)</b>	<b>if-CLAUSE (PAST)</b>
We'd go for a walk	if the weather was / were fine tomorrow.

### EXAMPLES

1. My wife helps me a lot; but for that I wouldn't be here.
2. If you had longer legs, you would be able to run faster.
3. If you could run fast, you would be an Olympic champion.
4. If I was / were better qualified, I'd apply for the job.
5. If I were to go there, I would buy a map.
6. If I were the Queen of Sheba, you would be King Salomon.
7. If I were in Jane's position, I'd look for a new job.
8. If he knew the facts, he would / might / should tell us what to do.

- **Conditional III** (*Przeszłość*)

<b>If-CLAUSE (had + III FORM / PAST PERFECT)</b>	<b>would + have + III FORM</b>
If the weather had been fine yesterday	we'd've gone for a walk.
<b>would + have + III FORM</b>	<b>if-CLAUSE (had + III FORM / PAST PERFECT)</b>
We'd've gone for a walk	if the weather had been fine.

### EXAMPLES

1. Had I been taller, I would have joined the police force.
2. The car broke down; but for that we wouldn't have been late.
3. If we had gone by car, we would have saved time.
4. If I had been trying harder, I would have succeeded.
5. If I could have stopped, there wouldn't have been an accident.
6. If I had been you, I would have accepted their offer.
7. If he had known the facts, he would have told us what to do.
8. If he had known the facts, he might have told us what to do. (=it's possible)
9. If he had known the facts, he could have told us what to do. (=he would have been able)

**EXERCISES****I. Conditional I.**

1. If it (be) fine tomorrow, we (go) for a picnic.
2. If I (have) time tonight, I (finish) the novel I'm reading.
3. If it (rain) next weekend, we (not able to) plant the flowers.
4. If she (be leaving) at 8 o'clock, I (ask) her to give me a lift.
5. If they (have been working) all afternoon, they (probably need) a cup of tea.

**II. Conditional II.**

1. She drinks too much coffee. She doesn't feel calm.
2. He can't type. He isn't able to operate a computer.
3. They don't understand the problem. They won't find a solution.
4. He sits around too much. He isn't fit.
5. I don't have a spare ticket. I can't take you to the concert.

**III. Conditional III.**

1. We came home from our holiday early because we ran out of money.
2. The house didn't burn down because the fire brigade came immediately.
3. I had an accident because I wasn't watching the road.
4. My father didn't earn much money, so life wasn't easy for us.
5. I didn't enjoy school, so I didn't do very well.

**SPEECH**

1. What will you do if you see / hear / are ...?
2. What would you do if you saw / heard /were...?
3. What would you have done if you had + III FORM...?
4. What would have happened if...?

**PURPOSE**

Nie mając zdań warunkowych, nie moglibyśmy ani marzyć i planować, ani ubolewać nad rozlanym mlekiem.

--

## 26. Lesson Twenty-Six ► Relative Clauses & Pronouns

*The proof of the pudding is in the eating.*

### INPUT

Człowiek, który... = The man **who / that**...  
 Rzecz / zwierzę, która / które... = The thing / animal **that / which**...

all / everyone / everybody / no one / nobody / those + **that** (alternatywnie z **who**)  
 all / everything / little / much / none / no / SUPERLATIVE + **that** (prawie nigdy **which**)

1. Człowiek, którego/ któremu / którym + SUB... = The man  $\emptyset$  / **whom / who / that** + SUB...
2. Człowiek, który / którego/ któremu / którym = The man, **whom / who**..., ...
3. Rzecz / zwierzę, której / którą + SUB... = The thing / animal  $\emptyset$  / **that / which** + SUB...
4. Rzecz / zwierzę, które / której / którą... = The thing / animal, **which**..., ...
5. Człowiek / rzecz / zwierzę, z (PREP) którym + SUB... = The man  $\emptyset$  SUB... **with** (PREP).  
 Człowiek, z (PREP) którym + SUB.. = The man **with** (PREP) **whom** + SUB...
6. Rzecz / zwierzę, z (PREP) którą/ym + SUB = The thing / animal  $\emptyset$  / **which** + SUB... **with**.  
 Rzecz / zwierzę, z (PREP) którą/ym + SUB = The thing / animal **with which** + SUB...
7. czyj (którego) = **whose**
8. PREP + którego / czylim = **whose... PREP**.
9. Miejsce, gdzie... = The place **where**...
10. Czas, kiedy... = The time **when /  $\emptyset$  / that**...
11. Przyczyna, dla której ... = The reason  $\emptyset$  / **that / why**...
12. ..., co / czego ... = ... **which**...
13. It is / was N that...
14. the first / last to-INF
15. all / both / few / most / several / some / etc. + of + **whom / which**

### EXAMPLES

The woman **who / that** lives next door is a teacher.  
 We know a lot of people **who** live in London.  
 The man **that** lives next door is very friendly.  
 Everything **that** happened was my fault. ► What (**to, co**) happened was my fault.  
 Where is the cheese **that / which** was in the fridge? (cześniej *that* niż *which*)

1. The woman  $\emptyset$  / **whom** I wanted to see was away on holiday.
2. My brother Jim, **who** is a doctor, lives in London.  
 This morning I met Diane, **whom / who** I hadn't seen for ages.  
 Mr Carter, **to whom** I spoke on the phone last night, is very interested in our plan.
3. The dress  $\emptyset$  **Ann** bought doesn't fit her well.
4. Colin told me about his new job, **which** he's enjoying very much.
5. Do you know the woman  $\emptyset$  **Tom** is talking **to**? (= to whom Tom is...)  
 The woman **with whom** he fell in love left him after a few weeks.
6. Fortunately we had a map, **without which** we would have got lost.  
 The bed you slept in wasn't very comfy.
7. We saw some people **whose** car had been broken.  
 A widow's a woman **whose** husband's dead.
8. A few days ago I met someone **whose** brother I went to school **with**.

9. The hotel where we stayed wasn't very clean. I recently went back to the town where I was born. (... the town that I was born in. = ... the town I was born in.)
10. Do you still remember the day when / Ø / that we first met?  
The last time Ø / that I saw her, she looked very well.  
I haven't seen them since the year Ø / that they got married.
11. The reason Ø / that / why I'm phoning is to invite you to a party.
12. Jim passed his driving test, which surprised everybody.  
Sheila couldn't come to the party, which was a pity.  
The weather was very good, which we hadn't expected.
13. It is Joan that saw him.

### EXERCISE

#### Translate.

1. Wczoraj spotkałem dziewczynę, której nie widziałem przez 20 lat.
2. To zdarzyło się wczoraj, czego nie mogliśmy przewidzieć.
3. Czekam na Joan, dla której zrobiłbym wszystko.
4. Matka, z którą mieszkał od wielu lat, zmarła wczoraj.
5. Żona, z którą się rozwiódł w 1998, mieszka teraz w Nowym Jorku.
6. To, co zrobił, zdziwiło wszystkich.
7. Powód, dla którego to zrobił, był oczywisty dla każdego.

### SPEECH

1. What's the name of the girl who is sitting next to you?
2. Can you tell us the name of the man / woman you are living with?
3. Do you remember the day we first met?
4. Is the school you go to good?
5. Do you know the reason you are here?
6. What's the name of an object we sleep in?

### PURPOSE

Często musimy jakoś zidentyfikować lub wskazać naszemu rozmówcy przedmiot lub osobę, o której mówimy; służą nam do tego zdania względné i zaimki względné (który, która, itd).

## 27. Lesson Twenty–Seven ► Clauses of Time, Place, Manner, Reason, Result, Comparison, Concession

*A rolling stone gathers no moss.*

### INPUT

- **Time – When?** *kiedy*

*when, after, as, as long as, as soon as, before, by the time, directly, during the time (that), immediately, now (that), once, since, whenever, while (+ with)*

We'll move to a new house **when** our next baby **is** born.

**Once** **they have bought** the house, they can move in.

**After** he lost his job, he changed completely.

- **Place – Where?** *tam, gdzie*

*where, wherever, anywhere, everywhere*

**Everywhere** he goes he makes friends.

- **Manner – How?** *tak jakby, w ten sposób*

*as, how, the way, as if, as though*

It seems **as if** it's going to snow.

Do **as** I told you.

- **Reason – Why?** *ponieważ*

*as, because, since, seeing (that)*

I'm studying English **because** I want to go to Australia.

- **Result – What For?** *więc, tak... że*

*so, such, that*

We arrived early **so (that)** we got good seats.

She is **so** beautiful / **such** a beautiful girl (that) you can't help staring at her.

- **Comparison** *niż, im, od*

**The more** you practise **the better** you get.

His sister is **quicker than** he (is).

He answers **as quickly as** his sister (does).

- **Concession** *choć*

*although, considering (that), though, even though, even if, much as, while, whereas, however + ADJ, no matter how*

**Though** (he was) exhausted, he went to bed very late.

**Much as** he tries, he can't do it.

**No matter what** you do, you can count on me.

**However** stupid he is, I will always love him.

### EXERCISE

Translate.

1. Kiedy go zobaczysz, powiedz mu, żeby do mnie wpadł.
2. Zachowuje się tak, jakby był właścicielem tego folwarku.
3. Im więcej się nauczysz, tym mądrzejszym będziesz.
4. Jak dziwnym by się to nie wydawało, ona nie przyszła na swój pogrzeb.
5. Na pewno przyjdzie, chociaż nigdy nie wiadomo.
6. Powiedział, że przyjdzie, ale nie przyszedł.
7. Jedni ją uwielbiają, inni natomiast jej nienawidzą.
8. To nie było tak trudne, jak się spodziewałem.
9. Tak wyglądał, jakby zobaczył ducha.
10. Otworzył usta tak, jakby chciał coś powiedzieć.

11. On teraz jest w Burundi, gdzieby to nie było.
12. Znalazłem moje okulary tam, gdzie je położyłem.
13. Jakie nonsensy by on nie mówił, ona mu wierzy.
14. Wszystko co mam, jest do twojej dyspozycji.
15. Zasnął, kiedy czytał tę książkę.
16. Ktokolwiek by tego nie mówił, jest w błędzie.
17. Nie było żadnych wieści o nim od lat, ona jednak dalej miała nadzieję, że on wróci.
18. On musi coś zrobić, nieważne, na jak małą skalę.
19. Poprosiłem, aby została w biurze trochę dłużej, bo miałem jej coś ważnego do powiedzenia.

### **SPEECH**

1. Why did you...? ...have you...? ...are you...?
2. When did you...? ...do you...?
3. Where were you ...? ...did you...? ...do you...?
4. In spite of what...?
5. Describe the circumstances of...?

### **PURPOSE**

Oczywiście można się obyć bez zdań złożonych i używać wyłącznie zdań prostych, np. *Jestem studentem; mieszkam w Szczecinie; kocham Basię; ożenię się z nią;* itd. Istnieje tylko wtedy bardzo wysokie prawdopodobieństwo, że człowieka tak mówiącego inni będą brać za niedorozwiniętego.

## 28. Lesson Twenty-Eight ► Purpose Clauses

*Where one door shuts another opens.*

### INPUT

#### • Konstrukcje Bezokolicznikowe

##### ● *ten sam podmiot w obu członach*

I've come **to see you**. He stood on a chair **in order to reach the top shelf**. The desks are kept some distance apart, **so as to prevent cheating**. I shut the door quietly **so as not to wake the baby**.

##### ● *dwa różne podmioty*

apply/arrange/call/plan/plead/phone/pray/ring/send/ etc.	for	OBJECT	to-INFINITIVE
---	-----	--------	---------------

I sent the plans **in order for you to study them fully** before the meeting. I brought a chair **for you to sit on**.

#### • Konstrukcje Niebezokolicznikowe

##### ● *so that / in order that*

(CZAS TERAŹNIEJSZY)	▷ so ▷ in order	that	SUBJECT	▷ may
(CZAS PRZESZŁY)				▷ will
				▷ can
				▷ A PRESENT TENSE
				▷ should
				▷ could
				▷ might
				▷ would

I've arrived early **so that / in order that I may / I can / I will get a good view**. I arrived early **so that / in order that I should / I could / I might / I would get a good view**. Let us spend a few moments in silence **so that / in order that we remember those** who died to preserve our freedom.

##### ● *in case*

in case	SUBJECT	▷ should ▷ might ▷ A PRESENT TENSE
---------	---------	--

I'm taking a raincoat **in case I need it**. We've installed an extinguisher next to the cooker **in case there is ever / there should ever be / there might ever be a fire**.

##### ● *lest*

lest	SUBJECT	▷ should ▷ SUBJUNCTIVE ▷ A PRESENT TENSE
------	---------	--

We have a memorial service every year **lest we (should) forget our debt to those** who died in battle. I avoided mentioning the subject **lest he be offended**. I asked them to ring first **lest we were out**.

##### ● *for fear (that)*

for fear (that)	SUBJECT	might
-----------------	---------	-------

I bought the car **for fear (that) he might change his mind**.

### EXERCISE

Translate.

- Po to przelewaliśmy naszą krew, abyście teraz żyli w pokoju.
- Zrobiłem to po to, abyś czuł się bezpieczny.

3. Biorę pistolet na wypadek, gdyby był uzbrojony.
4. Przyjdź jutro, byśmy mogli pogadać.
5. Zadzwoń jutro do mnie, bym nie zapomniał o spotkaniu.
6. Pomóż mu w angielskim, aby zdał egzamin.
7. Napisałem ten podręcznik, aby ci pomóc w nauce angielskiego.
8. Poszedł do domu, żeby powiedzieć żonie, że zdecydował się z nią rozwieść.
9. Nigdy nie jada poza domem, by się nie zatruc.
10. Odkłada co miesiąc 50% swoich dochodów, by jego rodzina miała za co żyć, gdy będzie stary i nie będzie mógł pracować.
11. Powiedziałem mu to, by go uspokoić.
12. Powiedział mi, bym tu nie przychodził.
13. Zainwestowałem dużo pieniędzy w twoją edukację, abyś miał dobry start życiowy.

### **SPEECH**

1. What was the purpose of your coming here?
2. What was the purpose of writing this book?
3. What do you want to achieve in your life?

### **PURPOSE**

W mowie codziennej używa się głównie konstrukcji celowych z bezokolicznikiem, niemniej jednak pozostałe konstrukcje są bardzo częste w tekstach naukowych i handlowych, stąd konieczność ich opanowania, przynajmniej biernego. Ponadto wymagane to jest na egzaminach międzynarodowych.

## 29. Lesson Twenty-Nine ► Reported Speech & Sequence of Tenses

*Where there's a will there's a way.*

### INPUT

Sequence of Tenses następstwo czasów	
I didn't know.....he loved me. ZDANIE NADRZĘDNE w czasie przeszłym > więc też w czasie przeszłym ZDANIE PODRZĘDNE	
DIRECT SPEECH mowa niezależna	Reported Speech mowa zależna
In 1990 Joe said, "I'm 20."	In 1990 Joe said <u>he was</u> 20.
In 1990 Joe said, "In 10 years' time I'll be 30".	In 1990 Joe said <u>he would be</u> 30 in 10 years' time.
In 1990 Joe said, "15 years ago I was 5".	In 1990 Joe said <u>he had been</u> five 15 years <u>before</u> .
	Jeżeli zdanie nadrzędne w czasie przeszłym - zachodzi następstwo czasów.

### EXAMPLES

- I love her. > He **said** he **loved** her. (PRESENT SIMPLE > PAST SIMPLE)
- I **am** going home. > He **said** he **was** going home. (PRESENT CONT. > PAST CONT.)
- I **loved** her. / I **have loved** her. > He **said** he **had loved** her. (PAST SIMPLE /PRESENT PERFECT > PAST PERFECT)
- I **was** going home. > He **said** he **had been** going home. / He **said** he **was** going home. (PAST CONT. > PAST PERFECT CONT.)
- What **is** your name? > He is asking me what my name is. / Do you know her? > He asked me **if** / **whether** I knew her. (QUESTION)
- Do it! > He told me **to** do it. (ORDER)
- Let's** buy it! > He **suggested** **that** we should buy it. / He **suggested** **buying** it.
- I'm coming **this** weekend. > He **said** he was coming **that** weekend.
- I've brought **this** book for you. > He **said** he had brought **the** book for me.
- today > that day
- yesterday > the day before
- the day before yesterday > two days before
- tomorrow > the next / following day
- the day after tomorrow > in two days' time
- next week / year > the following week...
- last week / year > the previous week...
- a year ago > a year before / the previous year
- You **ought** to / **should** / **must** do it. > He **advised** / **urged** / **warned** me to do it. **If I were** you... > He **advised** me to...
- > He **agreed** to-INF... / ...**threatened** to-INF... / ...**refused** to-INF... / ...**offered** to-INF... / ...**promised** to-INF...
- > ...**advised** OBJ to-INF... / ...**invited** OBJ to-INF... / ...**begged** OBJ to-INF... / ...**implored** OBJ to-INF...
- > ...**assured** OBJ that-CLAUSE.
- > ...**accused** OBJ of ~ing...
- > ...**admitted** ~ing. / ...**denied** ~ing... (having III FORM)... / ...**apologised** for ~ing... / ...**insisted** on ~ing...
- said / murmured / muttered / shouted / stammered / whispered / ...
- asked / inquired / wondered / wanted to know / ...

### EXERCISE

#### Translate.

- Powiedział, że jej nie kocha.
- Powiedział, że jej nigdy nie kochał.
- Powiedział, że jej nigdy nie pokocha.
- Zapytał, czy wiem, co to znaczy.
- Zapytał, czy wiedziałem, kiedy on przyjdzie.

6. Zapytał, która godzina.
7. Kazał mi przyjść następnego dnia.
8. Kazał jej nie powtarzać tego, co jej powiedział.
9. Oskarżył mnie o to, że ukradłem mu pieniądze, co nie było prawdą.
10. Przyznał się, że był tam poprzedniego dnia.
11. Przeprosił za to, że nie przyszedł na spotkanie dwa dni wcześniej.
12. Nie wiedział, jaka będzie jej reakcja, gdy jej powie, że ją kocha.
13. Chciał wiedzieć, kto jej powiedział, że on ją często zdradza.
14. Zastanawiał się, co oni robią teraz, kiedy on musi tak ciężko pracować.
15. Nalegał, aby mu powiedziała, czy on jest jej pierwszą miłością.
16. Powiedział, że uczy się chińskiego od 10 lat i nadal nic nie rozumie.
17. Powiedział, że za dwa lata będzie już 10 lat, jak uczy się kantońskiego i ma nadzieję, że wtedy będzie już w stanie porozumiewać się w tym języku.
18. Powiedział, że jeżeli jutro nie będzie pogody, to nie pojedziemy nad morze.
19. Powiedziałem mu, że życzę sobie, żeby więcej nie palił w moim towarzystwie.

### **SPEECH**

1. What did your father / wife say about it?
2. What did you eavesdrop on their conversation? *podśluchać*
3. Who told you to come here?
4. Do you often gossip? What does it mean?
5. Do you have a guru you quote sometimes?
6. Do your parents quarrel? What do they say then?
7. Can you remember using bad language? When was it? Describe the situation.
8. Do you sometimes repeat somebody else's words as your own?
9. Can you reconstruct the conversation you had with your friend before coming here?
10. What do your parents say when you are rude or behave incorrectly?

### **PURPOSE**

Przed wszystkim nie znając mowy zależnej i następstwa czasów, nie moglibyśmy plotkować i obmawiać innych.

## 30. Lesson Thirty ► Causative

*While there's life there's hope.*

### INPUT

- **Causative Constructions**

SUB	to have	OBJECT	III FORM
I	have am having have had have been having had was having had had had been having 'll have 'll be having 'll have had can / could have may / might have must have have to have etc.	my letters my car my flat	typed. repaired. redecorated.

### EXAMPLES

1. I am having my car fixed.
2. He wants to have a house built.
3. I've got to have my hair cut.
4. When are you going to **have** / **get** your hair **cut**?
5. Get it done!
6. I had all my money stolen.
7. I had my arm broken in a fight.
8. build, clean, decorate, develop (a film), mend, photocopy, press, print, repair, service

### EXERCISE - Translate.

1. Chciałem obciąć włosy [zwracając się do fryzjera].
2. W przyszłym roku będę budował dom [nie własnoręcznie].
3. Mój garnitur właśnie jest w czyszczeniu.
4. Muszę wywołać ten film [sam nie umiem i nie zamierzam wywoływać].
5. Właśnie mi nareperowano samochód.
6. Każ to natychmiast zrobić!
7. Każ przeszukać cały dom!
8. Jemu napisano doktorat; sam tego nie zrobił.
9. Wybito mu wszystkie zęby.
10. To on spowodował, że zamordowano całą rodzinę.

### SPEECH

1. Don't you think your hair is too long and untidy?
2. Where can you have a book photocopied?
3. What about your sight? Don't you think you should have your eyes tested?
4. How much do you pay for having your car washed?
5. Do you ever have your clothes corrected or repaired by a tailor?
6. Have you ever had a tooth extracted?
7. If you buy a piece of furniture or a fridge or a washing-machine, do you prefer to have it delivered?
8. If something goes wrong with an electronic device of yours, do you fix it yourself or have it repaired?

**PURPOSE**

W języku polskim nie mamy konstrukcji kauzatywnej i bardzo nam jej brak. Mówimy, że budujemy dom, ale przecież go nie budujemy, tylko zlecamy zbudowanie **We have our houses built** ogólnie lub **We are having our house built** w tym momencie, obecnie. Mówimy "Obciąłem sobie włosy", ale tak naprawdę to fryzjer to zrobił; w angielskim nie mamy tego problemu **I (have) had my hair cut**.


**EXTRA INPUT ► Do vs Make (vs = versus kontra, w opozycji do, w kontraście do)**

- **Do**

sb a favour, damage, (no) good, (no) harm, an injury, justice, a kindness, a service, business, a deal, one's duty, a job, sth for a living, the cooking, the gardening, the ironing, the shopping, the washing, the washing-up, the sights, Rome in one day, 100 miles an hour, 30 miles to the gallon, Art, French, an experiment, one's homework, a lesson, research, the bed, the flowers, the kitchen, one's hair, one's nails...

- **Make**

an accusation, an agreement, an apology, an application, an attempt, a bargain, a bed, a phone call, a change, a choice, a claim, a comment, a contribution, a criticism, a decision, a deduction, a demand, a discovery, an effort, an escape, an excuse, a fortune, a guess, a habit of sth, history, an impression, an inquiry, a journey, a law, a loss, love, a mess, a mistake, money, a move, a name for oneself, a noise, an offer, a profit, progress, a promise, a proposal, a record, a reference, a remark, a report, a request, room for, rules, sense of, a start, a success of, a trip, trouble, use of, war, one's way to a place, a will...



## 31. Lesson Thirty-One ► Types of Sentences – A

*You can't have your cake and eat it.*

### INPUT

#### 1. VERB + to-INFINITIVE

I hesitate to disagree with you.

aim, apply, can't afford, decline, fail, hasten, hurry, long, manage, offer, prepare, refuse, seek, shudder, strive, struggle...

#### 2. VERB + (OBJECT) + to-INFINITIVE

I want to go home. I want him to go home.

ask, beg, choose, expect, hate, help, intend, like, love, need, prefer, prepare, promise, want, wish, would like...

#### 3. VERB + OBJECT + to-INFINITIVE

I advise you to marry her.

advise, allow, assist, bribe, cause, caution, challenge, charge, command, compel, condemn, dare, defy, direct, drive, enable, encourage, entitle, forbid, force, impel, implore, incite, induce, instruct, invite, oblige, order, permit, persuade, press, recommend, remind, request, teach, tell, tempt, urge, warn...

#### 4. VERB + to-INFINITIVE / that-CLAUSE

I agreed to go. I agreed that I would go.

agree, arrange, beg, care, choose, claim, contrive, decide, demand, determine, expect, hope, intend, learn, plan, prefer, pretend, promise, resolve, swear, threaten, wish...

#### 5. VERB + {wh-WORD + to-INFINITIVE} / {that-CLAUSE}

I don't know what to do. I don't know he has come.

consider, decide, discover, explain, find out, forget, hear, know, learn, observe, perceive, remember, see, understand, wonder...

#### 6. VERB + OBJ + INFINITIVE

Let them go. I'll make him change his mind. I've had something terrible happen to me.

let, make, have

#### 7. VERB + OBJ + SUBJ (dla teraz. > PAST, dla przeszłości > PAST PERFECT)

I'd rather you stopped smoking.

would rather, had better, wish, it's (high / about) time, if only...

#### 8. VERB + OBJ + INFINITIVE / ~ing (KONSTRUKCJE ZMYŚLOWE)

I saw him enter the building. I saw her entering the church.

see, hear, smell, watch, notice, listen...

#### 9. VERB + PREDICATE (KONSTRUKCJA PREDYKATYWNA, ORZECZENIE IMIENNE)

It is mine. There is a man outside. He is asleep.

be

#### 10. VERB + have / get + III FORM (KONSTRUKCJE KAUZATYWNE)

I cannot get it changed.

get, have

### EXERCISE – Translate.

- Trzęsę się [ze strachem lub obrzydzeniem] na myśl o tym.

2. Próbowali [użyj innego słowa niż **try** i **attempt**] go zabić.
3. Drzwi nie poddały [poddawały] się [oparły się] jakimkolwiek próbom ich otworzenia.
4. Błagałam go, aby został.
5. Dzieci błagały [usilnie prosiły], abyśmy im pozwolili [mogły] pojsć z nami.
6. Jakoś udawało mu się [choć chyba nie chciał] jeszcze bardziej pogorszyć sprawy.
7. Czy uda ci się jakoś być tutaj wcześniej?
8. Pozwolił sobie na zasugerowanie [ukazanie pośrednie] swoich intencji.
9. Proszę powiadom mnie, co się dzieje [będzie się działo].
10. On odmówił dyskusji na temat swoich planów.
11. On nigdy nie zaniedbuje cotygodniowego pisania do matki.
12. Co byś mi zlecił zrobić? [użyj czasownika **have**]
13. Sprzedawca usilnie zachęcał mnie, abym to kupił.
14. Kazano mi powtarzać całą historię.

### **SPEECH**

I do congratulate you on your coming up to this point. Now you are ready to express virtually anything you want to, as you know the most sophisticated English constructions. Keep on like that and you'll soon be better than the English themselves.

### **PURPOSE**

Można oczywiście mówić po angielsku tak, jak duża część Polaków: tłumaczy pojedyncze słowa z polskiego na angielski i następnie łączy je w zdania według polskich reguł gramatycznych. Każde zdanie angielskie ma ściśle określoną strukturę, wynikającą z czasownika, a często polskie zdanie ekwiwalentne całkowicie różni się w formie od angielskiego, na przykład "Mój ojciec nie aprobuje tego, że palę papierosy" nie brzmi po angielsku ~~My father doesn't approve that I smoke~~, tylko **My father doesn't approve of my smoking**. Jeżeli chcemy mówić poprawnie po angielsku, musimy niestety stosować gramatykę zdania angielskiego, a nie polskiego.

## 32. Lesson Thirty-Two ▶ Types of Sentences – B

*You can't run with the hare and hunt with the hounds.*

### INPUT

#### 11. VERB + ~ing

I deny saying that. Go sailing with us. The windows need cleaning. Your sock wants mending.

admit, appreciate, avoid, can't help, celebrate, come, consider, contemplate, defer, deny, detest, discontinue, dislike, dispute, endure, enjoy, excuse, explain, fancy, feel, like, finish, forgive, go, hinder, imagine, keep, mind, miss, need, prevent, resent, resist, risk, suggest, understand, want...

#### 12. VERB + (POSSESSIVE) + ~ing

I appreciate your coming.

appreciate, avoid, consider, defer, delay, deny, enjoy, postpone, risk, suggest...

#### 13. VERB + (POSSESSIVE fml / OBJECT inf) + ~ing

I can't imagine my wife('s) approving. I can't help you(r) doing that.

anticipate, can't bear, can't face, can't help, contemplate, detest, dislike, dispute, endure, escape, excuse, fancy, forgive, hate, hinder, it involves, like, love, mention, mind, miss, pardon, prevent, resent, resist, understand...

#### 14. VERB + (OBJ) + ~ing

I found him working in his office.

catch, find, leave, notice, observe, perceive, see... [+ ~ing]  
have, hear, keep, set, smell, start, stop, watch... [+ ~ing / (to-)INF]

#### 15. VERB + OBJ + ADJ / N / III FORM

I painted it red. They made her Preseident. I want it finished by tomorrow.

call, hear, keep, make, name, paint, want...

#### 16. VERB + INF

I must go.

must, can, need, dare, may, will, shall, (help), (know)

#### 17. VERB + to-INF / ~ing [znaczenie A / B / C]

A) bez zmiany znaczenia ▷ Start to read / reading it, please.

B) z drobną zmianą ▷ I love to watch / watching TV.

C) całkowita zmiana ▷ I remember to post / posting the letter.

A: attempt, begin, can't bear, cease, commence, continue, intend, start...

B: dread, hate, like, love, prefer...

C: **forget** (*I forgot to do it. Have you forgotten meeting her?*), **go on** (*After that we went on to do sth else. They went on talking.*), **regret** (*I really regret leaving you. I regret to tell you...*), **remember**, **stop** (*He stopped to smoke / smoking.*), **try** (*Try to overcome it. [effort] Try holding your breath. [experiment]*)

#### 18. VERB + to be + ...

He seems to be innocent.

appear, chance, happen, seem...

#### 19. VERB + that-CLAUSE

I wish you wouldn't interrupt.

decide, intend, suppose, think, wish...

#### 20. VERB + OBJ + that-CLAUSE

He warned them that the roads were icy.

convince, satisfy oneself, warn...

### 21. VERB + (OBJ) + ADVERBIAL

Watch out!

czasowniki frazowe

### 22. VERB + OBJ + (to be) + ADJ / N

She considers him to be God.

acknowledge, assume, believe, calculate, consider, declare, discover, estimate, fancy, feel, find, guess, imagine, judge, know, maintain, proclaim, prove, reckon, see, show, suppose, take, think, understand...

### EXERCISE - Translate.

1. Proszę wybaczyć, że przyszedłam spóźniona.
2. Proszę wybaczyć, że panu przerywam.
3. Nie mogę sobie wyobrazić, aby on to zrobił [mógł być zrobić]. [nie używaj **imagine**]
4. Ona nienawidzi, jak ktoś słucha, gdy ona rozmawia przez telefon.
5. To by pociągnęło za sobą to, że musiałbym mieszkać w Londynie.
6. Czy masz coś przeciwko temu, że zapalę / palę?
7. Nie przegapiliśmy tego filmu, gdy był grany.
8. Wybaczyć, że wyrażę / wyrażam opinie przeciwstawne.
9. Czy on jest zły, że ja tu jestem? [**resent**]
10. Nie uda ci się złapać mnie ponownie na tym.
11. Nie mogła oprzeć się pokusie żartowania na temat jego łysiny.
12. Uznano / uznawano ją za najładniejszą dziewczynę we wsi [(małym) miasteczku].
13. Czy dalej zaliczasz go do grona swoich przyjaciół?
14. Przypadkiem nie było mnie (w domu, w biurze...), gdy on zadzwonił.
15. Nie bardzo jest możliwe, abyś uniknął spotkania z nią, jeżeli oboje pracujecie w jednym biurze.

### PURPOSE

Patrz Lesson 31.

## 33. Lesson Thirty–Three ► Subjunctive

*Rome was not built in a day.*

### INPUT

#### ◆◆◆ FORM ◆◆◆

- **Present Subjunctive**

- ◉ FORM ► the base form of the verb

[*the lack of the concord between subject and finite verb; no backshifting of tense*]

I **insist** that we **reconsider** the Council's decisions. [INDICATIVE or SUBJ] *Nalegam, aby...*

I **insist** that the Council **reconsider** its decisions. [SUBJ]

I **insist** that the Council's decisions **be reconsidered**.

God **be praised**! *Niech...*

It is **essential** that this mission **not fail**. [*not przed czasownikiem*] *Jest konieczne, aby...*

The Senate **has decreed** that such students **be not** / **not be exempted** from college dues.

[*z czasownikiem be słowo not albo przed albo po czasowniku be*]

- **Past Subjunctive (were–SUBJUNCTIVE)**

- ◉ FORM ► *invariably were*

If I **were** leaving, you would have heard about it.

It would be odd if she **were** awarded the first prize.

If I **weren't** / **were not** your best friend, you would regret that remark.

#### ◆◆◆ USAGE ◆◆◆

- **that–CLAUSE**

The committee **proposes** / **proposed** (that) Mr Day **be elected**. [*...proponuje, aby...*]

I **demand** / **demanded** that the committee **reconsider** its decision. [*Domagam się, aby...*]

His sole requirement **is** / **was** that the system **work**. [*Jedyne, co chciał to, aby system...*]

The employees have **demanded** that the manager **resign**. [SUBJ] [*...żądali, aby...*]

.....**should resign**. [PUTATIVE should]

.....**resigns**. [INDICATIVE]

Our **decision** is that the school **remain(s)** closed. [no "s" SUBJ ► + "s" INDICATIVE]

They insisted that we **not eat** meat. [SUBJ]

.....we **don't eat** meat. [INDICATIVE]

She **insists** that he **is** guilty. [*statement* ⇒ INDICATIVE]

We **insist** that he **be admitted** to hospital immediately. [*directive* ⇒ SUBJ]

We **ask** that the Government (to) **be circumspect**. [no "to" SUBJ ► + "to" INDICATIVE]

They **recommend** [VERB] that the tax **be abolished**.

It is **appropriate** [ADJ] that the tax **be abolished**. [*Jest właściwym, aby...*]

We were faced with the **demand** [NOUN] that the tax **be abolished**.

V<sub>sub</sub> = {decide, insist, move, order, prefer, request}

ADJ<sub>sub</sub> = {advisable, desirable, fitting, imperative}

NOUN<sub>sub</sub> = {decision, decree, order, requirement, resolution}

- **IMPERATIVE EXPRESSIONS** *wyrażenia imperatywne*

**Come what may**, we will go ahead with our plan. [*Coby się nie zdarzyło...*]

**God save** the Queen! (= May God save the Queen.)

**Suffice it to say that** I should let my own parents suffer. [*Starczy powiedzieć, że...*]

**Be it noted that** this offer was made in good faith. [*Proszę zauważyć, że...*]

**Be that as it may**, we have nothing to lose.

**As it were**... *tak, jakby; że tak powiem*

- **OTHERS**

- ◉ **Conditional Clauses**

(Even) if that **be** the official view, it cannot be accepted.

If I **were** rich, I'd buy you everything.

**Whether** she **be** right or wrong, she will have my unswerving support.

**Whatever be** the reasons for their reactions, we cannot tolerate such disloyalty.

- ◉ **Concession Clauses**

**Though** he **be** the President himself, he shall hear us.

- ◉ **Temporal Clauses**

**Come** winter, we'll have to pay a good deal more for vegetables and fruit. (= When winter comes...)

◎ **Purpose Clause**

They removed the prisoner **in order that** he **not disturb** the proceedings any further.

◎ **after lest and for fear that**

The President must reject this proposal, **lest** it **cause** strife and violence.

◎ **after wish, if only, as if, I'd rather and suppose**

I **wish** the journey **were** over.

I **wish** she **were** not married. (= was...)

Just **suppose** everyone **were** to give up smoking and drinking. (Suppose he was / is lost, what would you do?)

**If only** I **were** not so nervous. (...was...)

The stuffed dog barked **as if** it **were** a real one. (...was...)

**I'd rather** I **were** in bed. (= ...was...)

**EXERCISE - Translate.**

1. Wolałbym teraz opalać się na plaży na Majorce.
2. Szkoda, że tego nie wiedziałem.
3. Premier domaga się, aby on ustąpił ze stanowiska.
4. Jest konieczne, aby te maszyny zostały zakupione.
5. Jakiby nie był łączący ich związek, muszą go przerwać.
6. Minister prosił, aby pozostał pan w domu.
7. Mam rozkaz, aby oddział natychmiast przystąpił do ataku.

**PURPOSE**

Tryb koniunktywny rzadko pojawia się w popularnych gramatykach i podręcznikach, co autorzy uzasadniają rzadkim występowaniem tego trybu. Jest to nieprawda. **Subjunctive** występuje bardzo często w tekstach naukowych i handlowych, a więc takich, które są najczęściej czytane przez ludzi uczących się angielskiego; trzeba więc go się tak nauczyć, by rozumieć zdania, gdzie występuje, jak również umieć go używać samodzielnie.

## Appendix 1 ► Irregular Verbs

bezokolicznik	II (Simple Past)	III (imiestów)	znaczenie
arise (=appear)	arose	arisen <i>ə'rizn</i>	<i>pojawiać się</i>
awake (=wake up)	awoke/awaked	awoken/awaked	<i>budzić, wzbudzać</i>
be	was/were	been	<i>być</i>
bear (=support,carry)	bore	borne	<i>dźwigać, nosić, znosić</i>
beat (=hit,defeat)	beat	beaten	<i>bić, pokonywać</i>
become (=get)	became	become	<i>stawać się</i>
begin (=start)	began	begun	<i>zaczynać</i>
bend	bent	bent	<i>zginać, skręcać</i>
bet	bet	bet	<i>zakładać się, stawiać na</i>
bid (=offer)	bid	bid	<i>oferować, licytować</i>
bid (=greet)	bade <i>beid</i>	bidden	<i>życzyć</i>
bind (=tie,fasten)	bound	bound	<i>wiązać, zobowiązać</i>
bite	bit	bitten	<i>gryźć, żądlić</i>
bleed	bled	bled	<i>krwawić</i>
blow	blew <i>blu:</i>	blown	<i>wiać, dmuchać</i>
break	broke	broken	<i>łamać, rozbić, psuć się</i>
breed	bred	bred	<i>rozmnażać się, hodować</i>
bring	brought <i>bro:t</i>	brought	<i>przynieść</i>
broadcast	broadcast	broadcast	<i>transmitować</i>
build (=construct)	built	built	<i>budować</i>
burn	burnt/burned	burnt/burned	<i>palić (się), parzyć (się)</i>
burst	burst	burst	<i>pękać, rozerwać, wylewać</i>
buy	bought <i>bo:t</i>	bought	<i>kupić</i>
cast	cast	cast	<i>obsadzić, odlać, cisnąć</i>
catch	caught <i>ko:t</i>	caught	<i>łapać</i>
choose (=select,pick)	chose	chosen	<i>wybrać</i>
come	came	come	<i>przyjść, przyjechać</i>
cost	cost	cost	<i>kosztować</i>
cut	cut	cut	<i>ciąć</i>
deal	dealt <i>delt</i>	dealt	<i>roздаć</i>
dig	dug	dug	<i>kopać (w ziemi)</i>
do	did	done	<i>robić</i>
draw <i>dro:</i>	drew <i>dru:</i>	drawn <i>dro:n</i>	<i>rysować, ciągnąć, wjechać (in), wyjechać (out)</i>
dream	dreamt/dreamed	dreamt/dreamed	<i>marzyć</i>
drink	drank	drunk	<i>pić</i>
drive	drove	driven	<i>jechać, prowadzić, wbijać</i>
eat	ate <i>et</i> / (US) <i>eit</i>	eaten	<i>jeść</i>
fall	fell	fallen	<i>upaść</i>
feed	fed	fed	<i>karmić</i>
feel	felt	felt	<i>czuć (się)</i>
fight	fought <i>fo:t</i>	fought	<i>walczyć</i>
find	found	found	<i>znaleźć</i>
flee	fled	fled	<i>uciec</i>
fly	flew <i>flu:</i>	flown	<i>frunąć, lecieć</i>
forbid	forbade <i>fə'bæd</i> /(US) <i>fə'beid</i> / forbad <i>fə'bæd</i>	forbidden	<i>zabraniać</i>
forget	forgot	forgotten	<i>zapomnieć</i>
forgive	forgave	forgiven	<i>wybaczyc</i>

freeze	froze	frozen	<i>zamrozić</i>
get	got	got/gotten	<i>dostać</i>
give	gave	given	<i>dać</i>
go	went	gone	<i>iść, jechać</i>
grind <i>graind</i>	ground	ground	<i>mieścić</i>
grow	grew <i>gru:</i>	grown	<i>rosnąć</i>
hang	hung/hanged*	hung/hanged*	<i>wieszać</i>
have	had	had	<i>mieć</i>
hear	heard	heard	<i>słyszeć</i>
hide	hid	hidden	<i>chować, ukryć</i>
hit	hit	hit	<i>uderzyć, stukać, trafić</i>
hold	held	held	<i>trzymać, zawierać, uważać</i>
hurt	hurt	hurt	<i>zranić</i>
keep	kept	kept	<i>trzymać</i>
kneel	knelt / kneeled US	knelt/kneeled US	<i>ukłęknać</i>
know	knew	known	<i>wiedzieć</i>
lay	laid	laid	<i>położyć</i>
lead	led	led	<i>prowadzić</i>
lean	leant/leaned	leant/leaned	<i>opierać</i>
leap	leapt/leaped	leapt/leaped	<i>skakać</i>
learn	learnt/learned	learnt/learned	<i>uczyć się</i>
leave	left	left	<i>opuścić</i>
lend	lent	lent	<i>pożyczyć</i>
let	let	let	<i>pozwolić</i>
lie	lay	lain	<i>leżeć</i>
light	lit/lighted	lit/lighted	<i>zapalić</i>
lose	lost	lost	<i>stracić</i>
make	made	made	<i>zrobić</i>
mean	meant	meant	<i>znaczyć</i>
meet	met	met	<i>spotkać</i>
mow <i>mou**</i>	mowed	mown/mowed	<i>ścinać</i>
pay	paid	paid	<i>płacić</i>
put	put	put	<i>położyć</i>
read	read <i>red</i>	read <i>red</i>	<i>czytać</i>
rid	rid	rid	<i>pozbyć się</i>
ride	rode	ridden	<i>jechać</i>
ring	rang	rung	<i>dzwonić</i>
rise	rose	risen	<i>wstać</i>
run	ran	run	<i>biec</i>
saw <i>so:</i>	sawed	sawed/sawn	<i>piłować</i>
say	said	said	<i>powiedzieć</i>
see	saw	seen	<i>widzieć</i>
seek	sought <i>so:t</i>	sought	<i>szukać</i>
sell	sold	sold	<i>sprzedać</i>
send	sent	sent	<i>wysłać</i>
set	set	set	<i>ustawić</i>
sew <i>sou</i>	sewed	sewed/sewn	<i>szyc</i>
shake	shook	shaken	<i>potrząsać</i>
shine	shone <i>ʃɒn</i>	shone	<i>świecić</i>
shoot	shot	shot	<i>strzelać</i>
shrink	shrank	shrunk	<i>kurczyć się</i>
shut	shut	shut	<i>zamknąć</i>
sing	sang	sung	<i>śpiewać</i>
sink	sank	sunk	<i>topić</i>
sit	sat	sat	<i>siedzieć</i>
sleep	slept	slept	<i>spać</i>
smell	smelled/smelt	smelled/smelt	<i>wąchać</i>
sow <i>sou***</i>	sowed/sown	sowed/sown	<i>siać</i>

speak	spoke	spoken	<i>mówić</i>
speed	speeded/sped	speeded/sped	<i>pedzić</i>
spell	spelled/spelt	spelled/spelt	<i>literować</i>
spend	spent	spent	<i>spędzać</i>
spill	spilled/spilt	spilled/spilt	<i>rozlać</i>
spin	spun	spun	<i>obrać się</i>
spit	spat	spat	<i>pluć</i>
split	split	split	<i>rozerwać</i>
spread	spread	spread	<i>rozprzestrzenić</i>
spring	sprang	sprung	<i>skakać</i>
stand	stood	stood	<i>stać</i>
steal	stole	stolen	<i>kraść</i>
stick	stuck	stuck	<i>wepchnąć</i>
sting	stung	stung	<i>ukuć</i>
stink	stank/stunk	stunk	<i>śmierzieć</i>
strike	struck	struck	<i>uderzyć</i>
string	strung	strung	<i>nawlekać</i>
strive	strove	striven	<i>usiłować</i>
swear	swore	sworn	<i>przysięgać</i>
sweep	swept	swept	<i>zamieść</i>
swell	swelled	swelled/swollen	<i>puchnąć</i>
swim	swam	swum	<i>płynąć</i>
swing	swung	swung	<i>kołysać się</i>
take	took	taken	<i>brać</i>
teach	taught <i>to:t</i>	taught	<i>nauczać</i>
tear	tore	torn	<i>drzeć</i>
tell	told	told	<i>powiedzieć</i>
think	thought	thought	<i>myśleć</i>
throw	threw	thrown	<i>rzucić</i>
thrust	thrust	thrust	<i>dźgać</i>
tread	trod	trodden/trod	<i>deptać</i>
understand	understood	understood	<i>rozumieć</i>
undertake	undertook	undertaken	<i>podjąć</i>
wake	waked/woke	waked/woken	<i>budzić</i>
wear	wore	worn	<i>nosić</i>
weave	wove	woven	<i>tkać</i>
weep	wept	wept	<i>łkać</i>
win	won	won	<i>wygrać</i>
wind <i>waind</i>	wound	wound	<i>skręcać</i>
wring	wrung	wrung	<i>wyrzymać</i>
write	wrote	written	<i>pisać</i>

\**odmiana regularna* ► *wieszać człowieka*; *odmiana nieregularna* ► *wieszać rzecz*

\*\**mow* (= *stack, store away*) ► /*mau*/; *mow* (= *grimace*) ► /*mau*/; *Barley Mow* ► /*mou*/

\*\*\**sow* (= *female pig*) ► /*sau*/






## Appendix 2 ► Prepositions

- about = **około** (about three); **prawie** (dinner's about ready); **tam i z powrotem**; **na temat**; **po** (about the town)
- above = **nad**, **ponad**; **wyżej wymieniony**; **powyżej**, **ponad**
- across = (too wide to jump across); **poprzez** (across the field); **po drugiej stronie** (there's a bank across the road)
- after = **po**
- against = **przeciw**
- among(st) = **wśród**
- apart from = **poza**
- around = **wokół**
- as = **za**, **jako**, **jak**
- at = **przy**, **w**
- at the back of = **z tyłu**
- away = **stąd**, **poza**
- back = **z tyłu**
- backward(s) = **w kierunku tylnym**
- before = **przed**
- behind = **za**
- below = **poniżej**
- beside = **obok**
- between = **pomiędzy**
- by = **przez**, **do**
- down = **na dole**, **poniżej**
- downward(s) = **w kierunku dolnym**
- during = **podczas**
- except = **z wyjątkiem**
- for = **dla**
- forward(s) = **do przodu**
- from = **od**
- in = **w**
- in front of = **przed**
- in spite of = **pomimo**
- inside = **w środku**
- instead of = **zamiast**
- into = **do środka**
- near = **obok**
- of
- on = **na**
- on top of = **na górze**
- onto = **na**
- out of = **z**, **na zewnątrz**
- outside = **na zewnątrz**
- over = **ponad**
- past = **przez**
- round = **wokół**
- since = **od**
- through = **przez**
- till = **aż do**
- to = **do**
- toward(s) = **w kierunku**
- under = **pod**
- underneath = **pod**
- until = **aż do**

- up = do góry
- upon = na
- upward(s) = do góry
- with = z
- without = bez



## Appendix 3 ► Pronouns

- **all**

all the food # They've eaten all of it. # They've eaten it all. # This money is all yours. # It rained all day/all week. # All cats are animals but not all animals are cats. # My children can all swim. # She's read all (of) these books. # The people at the meeting all voted against the plan. # I wrote down all I could remember. # There were ten of us **in all**. (w sumie) # The film wasn't **all that** good. (nie za bardzo) # **not at all** (nie ma za co) # He has lived all alone since his wife died. # The score was two all. (dla każdej ze stron) # I knew you were joking **all along**. (od początku) #

- **each**

Each lesson lasts an hour. # Each of the lessons lasts an hour. # The lessons each last an hour. # He gave each child a present. # He gave each of the children a present. # He gave the children a present each. # They loved each other very much. #

- **every**

She knows every student in the school. # There are 200 students in the school, and she knows every one of them. # You were out every time I phoned. # You have every chance of success. # She had every reason to be angry. # We see each other every day (codziennie). # Take the medicine every four hours. # The milkman comes every other day. (co drugi dzień) # One in every three marriages ends in divorce. # every now and then (co jakiś czas)

- **each vs every**

My wife and I each ordered avocado to start with. (każdy z dwóch) # Each (=one by one) child at the party had a piece of cake. vs Every (=all together) child in the world loves the story of Cinderella. # nearly every, not every # each of # They received a present each. (na końcu zdania) #

- **everyone** = każdy (człowiek)

- **every one** (of) = każdy (człowiek lub rzecz)

- **everyday** = codzienny (ADJ)

- **every day** = codziennie (ADV)

- **everyplace** USA = everywhere

- **everything**

Sam lost everything in the fire. # We can leave everything else at my parents' house. #

- **anybody/anyone, anything, anywhere**

- **nobody/no one, nothing, nowhere**

- **always**

- **never**

- **both**

Both women were French. # Both the women were French. # Both of the women were French. # They have both seen the film. # They both live in London. # I like both him and his wife. # They were both hungry and thirsty. #

- **neither** = żaden z dwóch

Neither of my brothers lives nearby. #

- **none** (PRON)

When he asked me how much money I had left, I told him that I had none. # They gave me a lot of information but none of it was very helpful. # I've got four brothers but none of them live/lives nearby. # I went to several shops but none had what I was looking for. #

- **no** (ADJ)

I told him that I had no money left. #

- **another**


Would you like another drink? # Have you finished yet? No, I've still got another three questions to do. # If you've already seen that film, we can go and see another. #

- **other** = inny (ADJ/PRON)

How many other students are there in your class? # Some of my friends went to university, others didn't. #


- **the other**

I can only find one sock. Have you seen the other one? #



## Appendix 4 ► Conjunctions

- **although** = **chociaż; jednak** *They are generous although they are poor.*
- **and (&)** = **i** *John and I. Come and have tea with me. Bread and butter.*
- **as** = **tak, jak; jak; kiedy; jako że; chociaż** *Do as I say. She works in the same office as my sister. As you know... He saw her as she was getting off the bus. As she has no car, she can't get there easily. Improbable as it seems, it's true. Tired as I was, I tried to help them.*
- **as soon as** = **jak tylko** *Please get that report done as soon as possible.*
- **because** = **ponieważ**
- **besides** = **poza** *Besides being a professional pianist, he is also a keen amateur singer. Ten of us passed besides John (John passed too) ► All of us passed except John (John didn't).*
- **both ... and ...** = **zarówno... jak i ...** *She both speaks and writes Chinese.*
- **but** = **ale; jak** *We had no alternative but to dismiss her. There's no doubt but he's guilty.*
- **but for** = **bez** *But for your help I'd be stranded!*
- **despite; in spite of (PREP)** = **pomimo** *He came to the meeting despite his illness.*
- **either ... or ...** = **albo... albo...** *It's either a boy or a girl.*
- **for (fml CONJ)** = **ponieważ** *The old lady does not go out in the winter, for she feels the cold a great deal.*
- **however (CONJ, PREP)** = **jednak; w jakikolwiek sposób; jak** *I'm going by car but you can go however you like. However cold it is, she always goes swimming. My room is small; it's very comfortable, however.*
- **if** = **jeżeli**
- **in spite of** = **pomimo**
- **neither ... nor ...** = **ani... ani...**
- **nevertheless** = **jednak; mimo to** *What you said was true but it was nevertheless unkind.*
- **not only ... but also ...** = **nie tylko..., ale również...**
- **or** = **lub; ani; czy** *He never smokes or drinks. I don't care whether I get it or not.*
- **otherwise (ADV)** = **w przeciwnym razie** *You are presumed to be innocent until proved otherwise. I was unable to attend the conference because I was otherwise engaged. The soup was cold, but otherwise the meal was excellent. You'd better go now, otherwise you'll miss your train. by train or otherwise.*
- **seeing that** = **jako że** *Seeing (that) she is legally old enough to get married, I don't see how you can stop her.*
- **since** = **od momentu gdy...; jako że** *It's been years since I enjoyed myself so much as last night. Since you can't answer the question, perhaps we'd better ask someone else.*
- **so** = **więc; tak; aby** *I packed him a little food so (that) he wouldn't get hungry.*
- **still** = **jeszcze; jednak; nawet**
- **that** = **że; który**
- **therefore** = **dlatego; więc**
- **though** = **chociaż**
- **unless** = **chyba że; jeżeli nie**
- **when** = **kiedy**
- **while** = **podczas gdy; kiedy**
- **yet** = **jednak**





## Appendix 5 ► English Phonemes

<b>samogłoski:</b> /ʌ/, /ɑ:/, /e/, /ɜ:/, /ə/, /æ/, /i:/, /ɪ/, /ɒ/, /o:/, /u/, /u:/
<b>dwugłoski:</b> /əu/, /iə/, /eə/, /uə/, /ei/, /ai/, /au/, /oi/
<b>trójgłoski:</b> /eiə/, /əuə/, /aiə/, /auə/, /oiə/
<b>spółgłoski:</b> /p/, /b/, /t/, /d/, /k/, /g/, /tʃ/, /dʒ/, /f/, /v/, /θ/, /ð/, /s/, /z/, /ʃ/, /ʒ/, /h/, /m/, /n/, /ŋ/, /l/, /r/, /j/, /w/

SPOSÓB	wybuchowa		szczelinowa		wybuchowo szczelinowa		nosowa	płynna	półsamogłoska
	VS	VD	VS	VD	VS	VD			
MIEJSCE	VS	VD	VS	VD	VS	VD	VOICED	VOICED	VOICED
dwu- wargowa	/p/	/b/					/m/		
wargowo- zębowa			/f/	/v/					
zębowa			/θ/	/ð/					
dziąsłowa	/t/	/d/	/s/	/z/			/n/	/l/	
za- dziąsłowa					/tr/	/dr/		/r/	
dziąsłowo- twardopod- niebieniowa			/ʃ/	/ʒ/	/tʃ/	/dʒ/			
twardopod- niebieniowa									/j/
miękkopod- niebieniowa	/k/	/g/					/ŋ/		
wargowo- miękkopod- niebieniowa									/w/
gardłowa	/ʔ/								

### SPOSÓB

- Wybuchowe (plozywne)** ► Tuż przed wymówieniem tej głoski następuje zablokowanie przepływu powietrze, skutkiem tego głoska jest jakby wybuchem; jej wymowy nie można przedłużyć.
- Szczelinowe (frykatywne)** ► Kanał przepływu powietrza zostaje zawężony do szczeliny, powietrze z trudem przeciska się, jakby trąc o ścianki kanału.
- Wybuchowo-szczelinowe (afrykady)** ► Głoska zaczyna się jak wybuchowa, kończy się jak szczelinowa.
- Nosowe (nasalne)** ► Głoska wymawiana przez nos.
- Płynne** ► Przepływ powietrza jest utrudniony, ale ciągły.
- Półsamogłoski** ► Samogłoski /i/ i /u/, wtedy gdy nie tworzą sylaby, a więc stanowią element dwugłoski (w polskim oddawane w piśmie przez litery "j" i "ł"): /əu/, /au/; /ei/, /ai/, /oi/, /iə/, /ju/; oraz trójgłoski: /eiə/, /əuə/, /aiə/, /auə/, /oiə/

## Appendix 6 ► Phrasal Verbs

- account for *"zdać (mieć) rachunek (wyjaśnić) za coś"*
  - wyjaśnić, tłumaczyć* I can't account for those facts.
  - stanowić część* Tourism accounts for about forty percent of the country's GNP.
  - nie brakować (wiadomo, gdzie jest)* Two climbers are not accounted for.
  - uwzględnić w budżecie (= budget for)* This sums haven't been accounted for in existing defence budgets.

- **allow for** *“pozwolić sobie, wziąć poprawkę na”*  
*uwzględnić coś* Allowing for delays we should get home before midnight.
- **answer back** INF *“od-powiadać, od-pysknać”*  
*odpyskiwać* Don't answer me back.
- **ask after = inquire after** *“pytać za kims”*  
*dopytywać się o kogoś* He keeps asking after you.
- **ask for** *“prosić o coś / o kogoś”*
  1. *prosić o coś (= request)* May I ask for a drink of water?
  2. *dzwonić do kogoś i prosić go do telefonu* Call my office and ask for my secretary.
  3. *samemu się o coś (niemiłego) prosić* Are you asking for trouble?
- **ask sb in**  
*zaprosić kogoś do środka* You don't want to ask me in, do you?
- **ask sb out**  
*zaprosić kogoś do restauracji, kawiarni* I want to ask you out to dinner.
- **back away**  
*wycofać się ze strachu* I backed away when he produced a knife.
- **back out**  
*wycofać się ze swojego stanowiska / opinii* They had to back out on the question of her promotion.
- **back sb up**  
*poprzeć coś* He backed up his story with a gun.
- **be away**  
*być “wyjechanym”* He's been away on holidays.
- **be in for**
  1. a) *czekać na coś nieprzyjemnego* I think we're in for some bad weather.  
b) be in for it / trouble *właśnie zostać ukaranym* You'll be in for it / trouble when they find out who stole the car.
  2. *zgłosić (się) do konkurencji* Are you in for this race?
  3. *ubiegać się o posadę* How many people are in for this job?
- **be up**  
*być na nogach, wstać już* He's never up before noon on Sunday.
- **be up to** *“być gotowym / zdolnym (wyprostowanym oczekiwać) w kierunku”*
  1. *być w stanie coś zrobić* I'm not up to such hard work.
  2. *kombinować, broić* I wonder what the kids are up to; they're too quiet.
  3. *zależać od kogoś* It's up to you to decide.
  4. *znać* I'm up to all his little tricks.

SKORO JUŻ WIECIE, NA CZYM RZECZ POLEGA, MOŻECIE KONTYNUOWAĆ SAMODZIELNIE. POWODZENIA!

- bear out
- bear up
- blow out
- blow up
- boil away
- boil over
- break down
- break in
- break into
- break off
- break out
- break up
- bring sb round
- bring up
- burn down
- call at
- call for
- call in


- call on
- call off
- call out
- call up
- care for
- care about
- carry on
- carry on with
- carry out
- catch up with
- clean out
- clean up
- clear away
- clear off
- clear out
- clear up
- close down
- close in
- close up
- come across/upon
- come along/on
- come away
- come away/off
- come in
- come off
- come out
- come round
- come round/to
- come up
- come up to
- crop up
- cut down
- cut in
- cut off
- cut sb off
- cut out
- cut up
- die away
- die down
- die out
- do away with
- do up
- do without
- draw back
- draw up
- drop in
- drop out
- enter for
- fade away
- fall back
- fall back on
- fall behind
- fall in with
- fall in
- fall out
- fall off
- fall on
- fall out

- fall through
- feed – be fed up with
- feel up to
- fill in/up
- find out
- find sb out
- fix up
- get about
- get away
- get away with
- get back
- get off
- get off with
- get on
- get out
- get out of
- get over
- get round
- get through
- get up
- give sth away
- give sb away
- give back
- give in
- give out
- give up
- go ahead
- go away
- go back
- go back on
- go down
- go for
- go in for
- go into
- go off
- go on
- go out
- go over
- go round
- go through
- go up
- go without
- grow out of
- grow up
- hand down
- hand in
- hand out
- hand over
- hand round
- hang about/around
- hang back
- hang on to
- hold off
- hold on
- hold on/out
- hold up
- join up
- jump at

- keep sb back
- keep down
- keep off
- keep on
- keep out
- keep up
- keep up with
- knock off
- knock out
- lay in
- lay out
- lay up
- lead up to
- leave off
- leave out
- let down
- let sb down
- let in
- let sb off
- let out
- live down
- live in
- live on
- live up to
- lock up
- look after
- look ahead
- look at
- look back
- look back/round
- look for
- look forward to
- look in
- look into
- look on
- look out
- look out for
- look over
- look through
- look up
- look up to
- look down on
- make for
- make off
- make out
- make up
- make up for
- miss out
- mix up
- move in
- move out
- order sb about
- pay back
- pay sb back/out
- pay up
- pick out
- pick up
- point out

- pull down
- pull off
- pull through
- pull up
- put aside
- put away
- put sth back
- put back
- put by
- put down
- put sth down to
- put forward
- put forward/on
- put in
- put in for
- put off
- put on
- put out
- put up
- put up with
- ring up
- ring off
- round up
- rub out
- rub up
- run after
- run away
- run away with
- run down
- run into
- run into/across
- run out of
- run over
- run over/through
- run up
- run up against
- see about
- see sb off
- see sb out
- see over
- see through
- see to
- sell off
- sell out
- send for
- send in
- send on
- set in
- set off
- set out
- set up
- settle down
- settle up
- shout down
- show off
- shut down
- sit back
- sit up

- stand by
- stand for
- stand up for
- stand up to
- stand out
- stay up
- step up
- take after
- take back
- take down
- take for
- take in
- take off
- take on
- take out
- take over
- take to
- take up
- talk over
- think over
- throw away
- throw out
- throw up
- tie sb up
- try on
- try out
- turn away
- turn down
- turn into
- turn in
- turn on
- turn on/off
- turn up/down
- turn out
- turn over
- turn up
- walk out
- wait on
- wash up
- watch out
- watch out for
- wear away
- wear off
- wear out
- wind up
- wipe out
- work out





# Key

## Lesson 1

XXVI. (i = i: / ɪ)

1. /wʌn əv di:z stri:ts/
2. /li:v (δ)əm tə mi/
3. /tel jə frend/
4. /get δə bed redi/
5. /ɪts ə bæd mæn/
6. /hɑ:f pɑ:st/
7. /dʌst (ə)n(d) mʌd/
8. /ɪts mʌtʃ hɑ:də/
9. /tu: gʊd tə bi tru:/
10. /neɪm δə dei/
11. /maɪ waɪf ənd aɪ/
12. /əl raɪt ɪt ɪn maɪ daɪəri/

XXVII.

1. round the town
2. the cows are out
3. he shouted out loud
4. go home
5. I don't know (dunno)
6. in her house
7. is Henry here?
8. you knew it
9. he did it
10. some sources

## Lesson 6

1. He must've left.
2. What may / might your daddy be doing now?
3. You must've been crying.
4. He can't've killed her.
5. She can't be 50.
6. Mummy must be preparing lunch /dinner.
7. She can't've come yet.
8. I must've met him before.
9. You must've spent all your life at a desk.

## Lesson 16

1. In the seventies I went to / attended a primary school.
2. During the war I lived in Warsaw.
3. When I saw him, he was reading a newspaper. / I saw him when he was reading...

## Lesson 24

1. They searched our car at the frontier. / Our car was searched... / We had our car search(ed)...
2. The kids are driven to school every day.
3. This matter must be dealt with.
4. These shoes can't be repaired.
5. English is spoken in many countries.
6. The prices are expected / supposed to grow / rise.
7. When was this cathedral built?
8. This bill must've been paid.

9. He's said to have been to England.

### Lesson 26

1. Yesterday I met a girl (whom / who / that) I hadn't seen for 20 years.
2. It happened yesterday, which we hadn't been able to / couldn't predict / have predicted.
3. I'm waiting for Joan, for whom I'd do everything.
4. Mother, with whom he had been living for many years, died yesterday.
5. The wife(,) he divorced in 1998(,) is living in New York.
6. What he did / had done surprised nobody / didn't surprise anybody.
7. The reason why he did / had done it was obvious to everybody.

### Lesson 27

1. As soon as / When you see him tell him to drop in on me / by to see me.
2. He's behaving / He behaves as if he was / were the owner of the grange.
3. The more you learn the wiser you'll be.
4. However strange it may seem she didn't appear at / come to her funeral.
5. He should come, although you never know.
6. He said he'd come but he didn't.
7. Some people admire her whereas others hate her.
8. It's not so / as difficult as I expected.
9. He looked as if he'd seen a ghost.
10. He opened the / his mouth as if he was / were going to say something.
11. He is in Burundi now, wherever it might be.
12. I found my glasses / spectacles where I'd put / left them.
13. Whatever nonsense he says / may say, she'll believe him.
14. Whatever I have is at your disposal.
15. He fell asleep while reading this book.
16. Whoever may say that he is / they are wrong.
17. There had been no news of him for years, however she still went on hoping he'd come.
18. He's got to do something, on however a small scale.
19. I asked her to stay a little longer at the office, for I had something important to tell her.

### Lesson 28

1. We shed our blood so that / in order that you might / could / would live in peace.
2. I did it so that / in order that you might / could / would feel safe.
3. I'm taking a gun in case he is / should be / might be armed. //... lest he be / should be / is armed. //... for fear that he might be armed.
4. Come tomorrow so that we can / may / will chat a little bit. //... so that we chat...
5. Telephone / Call me tomorrow so that I don't forget / I won't forget / lest I forget / lest I should forget about our meeting.
6. Help him with English so that he passes / so that he may / will / can pass the exam.
7. I've written this book to help you learn English.
8. He went home to tell his wife he'd decided to divorce her.
9. She never eats out lest she should poison / lest she poison / lest she poisons herself. //... in fear that she might poison herself. //... so that not to poison herself.
10. He puts away 50% of his income monthly so that his family may / will / can have something to live on when he is old and unable to go on working.
11. I told him that so that he would calm down.
12. He told me not to come here.
13. I've invested a lot of money in your education so that you will / can / may have a good start.

### Lesson 29

1. He said he didn't love her.
2. He said he'd never loved her.
3. He said he'd never love her.
4. He asked if I knew what it meant.
5. He asked if I'd known when he'd come.

6. He asked (me) what the time was.
7. He told me to come the following day.
8. He told her not to repeat what he'd told her.
9. He accused me of stealing his money, which was not true.
10. He admitted being there the previous day.
11. He apologised for not coming to the party two days before.
12. He didn't know what her reaction would be when he told her he loved her.
13. He wanted to know who had told her he had often been unfaithful to her.
14. He was wondering what they might be doing while he had to work so hard.
15. He insisted on her telling him if he was her first love.
16. He said he'd been learning Chinese for 10 years and still couldn't understand anything.
17. He said in two years' time he'd have been learning Cantonese for ten years and he hoped that by then he would be able to communicate in that language.
18. He said we would not go to the seaside if the weather weren't / wasn't fine the following day.
19. I told him I wished / I'd rather he didn't smoke in my presence.

### Lesson 30

1. I'd like to have my hair cut.
2. I'll have a house built next year.
3. I'm just having my suit cleaned.
4. I've got to have this film developed.
5. I've just had my car fixed.
6. Get it done at once!
7. Get the whole house searched.
8. He had his doctoral dissertation written.
9. He had all his teeth extracted.
10. He had all his family murdered.

### Lesson 31

1. I shudder to think of it.
2. They sought to kill him.
3. The door defied all attempts to open it.
4. I begged (of) him to stay.
5. The children begged to come with us.
6. He contrived to make matters worse.
7. Might you contrive to be here early?
8. He let fall a hint of his intentions.
9. Please let me know what happens.
10. He declined to discuss his plans.
11. He never fails to write to his mother every week.
12. What would you have me do?
13. The salesman urged me to buy it.
14. I was made to repeat the whole story.

### Lesson 32

1. Please excuse my coming late.
2. Excuse my interrupting you.
3. I can't fancy his doing such a thing.
4. She hates anyone listening while she's telephoning.
5. It would involve my living in London.
6. Do you mind my smoking?
7. We didn't miss seeing that film when it was released.
8. Excuse my contradicting you.
9. Does he resent my being here?
10. You won't catch me doing that again.
11. She couldn't resist making jokes about his baldness.
12. She was reckoned (to be) the prettiest girl in the village.

13. Do you still reckon him among / as one of your friends?
14. I chanced to be out when he called.
15. You can hardly avoid meeting her if you both work in the same office.

**Lesson 33**

1. I'd rather be sunbathing in Majorca.
2. I wish I'd seen it.
3. The Prime Minister demands that he give up his post.
4. It's advisable that these machines be purchased.
5. Whatever be their relationship they should break it off.
6. The Minister asked that you stay at home.
7. I've got an order that the troops attack at once.